

 VASANTDADA SUGAR INSTITUTE, PUNE		Performance Indicator				
		PROGRAM:	M.Sc. Env Sci			
ACADEMIC YEAR:	2022-23	COURSE CODE:	EVSUT 241			
TERM/SEM:	IV	COURSE:	Solid & Hazardous waste management			
CLASS:	Second Year	COURSE TEACHER:	Dr. HN Hingane			
PO		CO1	CO2	CO3	CO4	
PO1: Knowledge		y	y	y	y	
PO to CO Mapping for PO 1		3	3	3	3	
PO2: Problem Analyses		y	y	y	y	
PO to CO Mapping for PO 2		1	2	2	1	
PO3: Designing Solutions		y			y	
PO to CO Mapping for PO 3		1	--	--	1	
PO4: Modern tool usage			y		y	
PO to CO Mapping for PO 4		--	2	--	1	
PO5: Communication Development		y	y	y	y	
PO to CO Mapping for PO 5		2	2	2	2	
PO6: Employability		y	y	y	y	
PO to CO Mapping for PO 6		2	2	2	2	
PO7: Ethics		y	y	y	y	
PO to CO Mapping for PO 7		1	1	1	1	
PO8: Environment and Sustainability		y				
PO to CO Mapping for PO 8		2	--	--	--	
PO9: Science and Society		y	y	y	y	
PO to CO Mapping for PO 9		1	1	1	1	
PO10: Life-long learning		y	y	y	y	
PO to CO Mapping for PO 10		1	1	1	1	
 Course Teacher		 Head of the Department				Principal



Principal
Vasantdada Sugar Institute
 Manjari (Bk.), Tal. Haveli,
 Dist. Pune - 412 307



VASANTDADA
SUGAR INSTITUTE,
PUNE

ASSESSMENT AND EVALUATION OF PROGRAM OUTCOMES

ACADEMIC YEAR:	2022-23	COURSE CODE:	Env Sci	MAPPING CORELATION	
TERM/SEM:	IV	COURSE:	Solid & Hazardous waste management	HIGH	3
COURSE TEACHER:	Dr. HN. Hingane	CLASS:	Second Year	MEDIUM	2
				LOW	1

COURSE ARTICULATION MATRIX

CO	PROGRAM OUTCOMES									
	PO1	PO2	PO3	PO4	PO5	PO6	PO7	PO8	PO9	PO10
CO1	3	1	1		2	2	1	2	1	1
CO2	3	2		2	2	2	1		1	1
CO3	3	2			2	2	1		1	1
CO4	3	1	1	1	2	2	1		1	1
AVERAGE	3.0	2	1	2	2	2	1	2	1	1

Course Outcome - Program Outcome Acquisition Matrix

CO	PROGRAM OUTCOMES									
	PO1	PO2	PO3	PO4	PO5	PO6	PO7	PO8	PO9	PO10
CH323	3.0	2	1	2	2	2	1	2	1	1

Course Outcome - Attainment

Course Outcomes	Blooms Level	Assesed Through			Class Average Target	Attainment of CO Through			Average Achleved	Percentage of CO Attainment
		ETE	IA	PR		ETE	CIA	PR		
CO1	K_3	Yes	Yes		40	57.80	56.88		57.34	100.00
CO2	K_2	Yes	Yes		40	57.80	79.17		68.48	100.00
CO3	K_1	Yes	Yes		40	57.80	56.88		57.34	100.00
CO4	K_2	Yes	Yes		40	57.80	56.88		57.34	100.00

Program Outcome Attainment

Course Outcomes	PO's									
	PO1	PO2	PO3	PO4	PO5	PO6	PO7	PO8	PO9	PO10
CO1	3	1	1		2	2	1	2	1	1
CO2	3	2		2	2	2	1		1	1
CO3	3	2			2	2	1		1	1
CO4	3	1	1	1	2	2	1		1	1
AVERAGE	3.00	1.60	1.00	1.50	2.00	2.00	1.00	2.00	1.00	1.00

Course Outcome - Program Outcome Attainment Matrix

CO	PO's									
	PO1	PO2	PO3	PO4	PO5	PO6	PO7	PO8	PO9	PO10
Course Code: WT 2.5	3.00	1.60	1.00	1.50	2.00	2.00	1.00	2.00	1.00	1.00
Target for PO	3.0	2	1	2	2	2	1	2	1	1
Achieved PO	3.00	1.50	1.00	1.50	2.00	2.00	1.00	2.00	1.00	1.00
% Achlievment of PO	100.0	75.0	100.0	75.0	100.0	100.0	100.0	100.0	100.0	100.0
Attainment Level of PO	3	3	3	3	3	3	3	3	3	3

Hingane HN
Course Teacher

Dr. HN Hingane
Head of the Department

[Signature]
Principal

Principal
Vasantdada Sugar Institute
Manjari (Bk.), Tal. Haveli,
Dist. Pune - 412 307






VASANTDADA SUGAR INSTITUTE, PUNE

ATTAINMENT OF COURSE OUTCOMES

CLASS:	Second Year		
	1	2	3
COURSE	SOLID & HAZARDOUS WASTE MANAGEMENT		
COURSE CODE	EVSUT 241		
COURSE TEACHER:	Dr. HN. Hingane		

ACADEMIC YEAR:	2022-23
SEM:	IV

Sr. NO.	CO	COURSE OUTCOMES	TARGET FOR COs %	EXTERNAL THEORY EXAM TARGETS ACHIEVED (%) A	CIA TARGETS ACHIEVED (%) B	Average Achievement (%)	ATTAINMENT LEVEL	RESULT
1	CO1	Explain in detail about solid waste management rule, solid waste definition, sources, composition, Environmental and Health Impacts, Solid waste characteristics, Factors affecting solid waste management.	40	100.00	91.67	95.83	3	Yes
2	CO2	Understanding about Components of MSW management in India, Process & Disposal, Existing situation of solid waste management in India & Possible areas of improvement.	40	100.00	95.83	97.92	3	Yes
3	CO3	Expail about Industrial solid waste management of different industris.	40	100.00	95.83	97.92	3	Yes
Average			40	100.00	94.44	97.22	3	Yes

 Course Teacher	Head of the Department		Principal



Principal
Vasantdada Sugar Institute
 Manjari (Bk.), Tal. Haveli,
 Dist. Pune - 412 307

RECORD OF EXTERNAL THEORY EXAM MARKS

		PROGRAM		M.Sc. Env Sci																		
		COURSE		SOLID & HAZARDOUS WASTE MANAGEMENT																		
		COURSE CODE		EVSUT 241																		
		COURSE TEACHER		Dr. HN Hingane																		
Roll No	Name	CO1			CO2			CO3			CO4			Total Marks								
		Max Marks	0	%	Y/N	Max Marks	0	%	Y/N	Max Marks	0	%	Y/N	Max Marks	0	%	Y/N	Max Marks	0	%	Y/N	
ES 2021-01	Bhosale Nishita Bhagywant																	51		73		Y
ES 2021-02	Borse Priyanka Govind																	29		41		Y
ES 2021-03	Chikane Rohit Sanjay																	28		40		Y
ES 2021-04	Choudhari Akash Rameshwar																	45		64		Y
ES 2021-05	Deokate Shreyash Tukaram																	44		63		Y
ES 2021-06	Gaikwad Suresh Ramesh																	34		49		Y
ES 2021-07	Garud Siddhi Sanjay																	57		81		Y
ES 2021-08	Jadhav Suraj Uttam																	41		59		Y
ES 2021-09	Jadhav Varsha Mahaadev																	46		66		Y
ES 2021-10	Jagtap Bhagywan Gorakshamath																	41		59		Y
ES 2021-11	Jambhale Madhu Sumil																	35		50		Y
ES 2021-12	Kakade Shirvraj Satish																	35		50		Y
ES 2021-13	Madake Bhushan Lahurao																	52		74		Y
ES 2021-14	Mishra Abhijit Lakshminarayan																	48		69		Y
ES 2021-16	Patil Anisha Atmaram																	49		70		Y
ES 2021-17	Patil Rajvardhan Dilip																	28		40		Y
ES 2021-18	Salunkhe Ujwala Hanmanat																	38		54		Y
ES 2021-19	Shekhar Pratiksha Sanjay																	50		71		Y
ES 2021-20	Shelke Pratiksha Digambar																	47		67		Y
ES 2021-21	Thorat Dipali Subhash																	49		70		Y
ES 2021-22	Waske Mahendra Kishor																	46		66		Y
ES 2021-23	Disale Rohan Ramesh																	35		50		Y
ES 2021-24	Yadav Vaibhav Chandrakant																	43		61		Y
Average:																		42.2		58		100.00

Hingane H.N.
Course Teacher

Head of the Department

Principal



Vasantdada Sugar Institute
Manjari (Bk.), Tal. Haveli,
Dist Pune - 412 307



VASANTDADA SUGAR
INSTITUTE, PUNE

RECORD OF CONTINUOUS INTERNAL ASSESSMENT MARKS

ACADEMIC YEAR		PROGRAM		M.Sc. Environmental Sciences									
		COURSE		SOLID & HAZARDOUS WASTE MANAGEMENT									
Sem		COURSE CODE		EVSUT 241									
CLASS		COURSE TEACHER		Dr. HN Hingane									
Sr. NO.	Roll No.	ACTIVITY 1 (Written test dated 22 Nov 2022)		ACTIVITY 2 (Presentation dated 9 June 2023)		ACTIVITY 3 (Field work dated 9 June 2023)		ACTIVITY 4 (Oral dated 9 June 2023)					
		Max Marks	20	%	Y/N	Max Marks	5	%	Y/N	Max Marks	5	%	Y/N
1	ES 2021-01	14		70	Yes	4		80	Yes	4		80	Yes
2	ES 2021-02	8		40	Yes	4		80	Yes	3		60	Yes
3	ES 2021-03	9		45	Yes	4		80	Yes	3		60	Yes
4	ES 2021-04	8		40	Yes	3		60	Yes	3		60	Yes
5	ES 2021-05	14		70	Yes	4		80	Yes	4		80	Yes
6	ES 2021-06	14		70	Yes	4		80	Yes	4		80	Yes
7	ES 2021-07	15		75	Yes	5		100	Yes	4		80	Yes
8	ES 2021-08	11		55	Yes	4		80	Yes	3		60	Yes
9	ES 2021-09	12		60	Yes	5		100	Yes	4		80	Yes
10	ES 2021-10	11		55	Yes	5		100	Yes	4		80	Yes
11	ES 2021-11	9		45	Yes	4		80	Yes	4		80	Yes
12	ES 2021-12	11		55	Yes	4		80	Yes	3		60	Yes
13	ES 2021-13	14		70	Yes	4		80	Yes	4		80	Yes
14	ES 2021-14	11		55	Yes	4		80	Yes	3		60	Yes
15	ES 2021-16	16		80	Yes	4		80	Yes	4		80	Yes
16	ES 2021-17	6		30	No	3		60	Yes	3		60	Yes
17	ES 2021-18	14		70	Yes	5		100	Yes	4		80	Yes
18	ES 2021-19	12		60	Yes	5		100	Yes	4		80	Yes
19	ES 2021-20	13		65	Yes	4		80	Yes	4		80	Yes
20	ES 2021-21	13		65	Yes	4		80	Yes	4		80	Yes
21	ES 2021-22	13		65	Yes	5		100	Yes	4		80	Yes
22	ES 2021-23	10		50	Yes	3		60	Yes	3		60	Yes
23	ES 2021-24	15		75	Yes	4		80	Yes	4		80	Yes
		Average:	11.87	57	91.67	4.13	79	95-83	3.65	70	95-83	#DIV/0!	0

Average: 11.87
Signature
 Course Teacher

Head of the Department
Signature

Principal
Signature






Principal
Vasantdada Sugar Institute
 Manjari (Bk.), Tal. Maveli,
 Dist. Pune - 412 307

Vasantdada Sugar Institute, Pune		ATTAINMENT OF COURSE OUTCOMES			
Vasantdada Sugar Institute, Pune		CLASS:	Second Year	COURSE CODE:	EVSUT 241
Msc Env		COURSE: SOLID & HAZARDOUS WASTE MANAGEMENT			
ACADEMIC YEAR: 2022-23		COURSE TEACHER: Dr. HN. Hingane			
TERM: IV					
Sr. No.	PO / PSO Having Less Attainment	CO Mapped with the PO/PSO in case less Attainment	Action Taken	Justification for Action	Plan for Next Academic Year
1		CO4 Target not achieved	More focus will be given on concepts of effectiveness factor	Numericals based on concepts of effectiveness factor	More numericals will be solved
2		CO5 target not achieved	Concept of M.B for extraction to be addressed in detail	Not able to understand multicomponent extraction operation at third Year level	Elaborate with industrial problems
3					
4					
5					
6					
Hingane HN		Head of the Department		Principle	




Principal
Vasantdada Sugar Institute
 Manjari (Bk.), Tal. Haveli,
 Dist. Pune - 412 307

 VASANTDADA SUGAR INSTITUTE, PUNE		Performance Indicator			
		PROGRAM:	M.Sc. Env Sci		
ACADEMIC YEAR:	2022-23	COURSE CODE :	EVSUT 242		
TERM/SEM:	IV	COURSE:	RENEWABLE & NON RENEWABLE ENER		
CLASS:	Second Year	COURSE TEACHER:	DR. Deepali Nimbalkar		
PO		CO1	CO2	CO3	CO4
PO1: Knowledge		y	y	y	y
PO to CO Mapping for PO 1		3	3	3	3
PO2: Problem Analyses		y	y	y	y
PO to CO Mapping for PO 2		1	2	2	1
PO3: Designing Solutions		y			y
PO to CO Mapping for PO 3		1	--	--	1
PO4: Modern tool usage			y		y
PO to CO Mapping for PO 4		--	2	--	1
PO5: Communication Development		y	y	y	y
PO to CO Mapping for PO 5		2	2	2	2
PO6: Employability		y	y	y	y
PO to CO Mapping for PO 6		2	2	2	2
PO7: Ethics		y	y	y	y
PO to CO Mapping for PO 7		1	1	1	1
PO8: Environment and Sustainability		y			
PO to CO Mapping for PO 8		2	--	--	--
PO9: Science and Society		y	y	y	y
PO to CO Mapping for PO 9		1	1	1	1
PO10: Life-long learning		y	y	y	y
PO to CO Mapping for PO 10			1	1	1
 Course Teacher		 Head of the Department		 Principal	

Principal
Vasantdada Sugar Institute
 Manjari (Bk.), Tal. Haveli,
 Dist. Pune - 412 307





VASANTDADA
SUGAR INSTITUTE,
PUNE

ASSESSMENT AND EVALUATION OF PROGRAM OUTCOMES

ACADEMIC YEAR:	2022-23	COURSE CODE:	Env Sci	MAPPING CORELATION	
TERM/SEM:	IV	COURSE:	RENEWABLE & NON RENEWABLE E	HIGH	3
COURSE TEACHER:	Dr. Deepali Nimbalkar	CLASS:	Second Year	MEDIUM	2
				LOW	1

COURSE ARTICULATION MATRIX

CO	PROGRAM OUTCOMES									
	PO1	PO2	PO3	PO4	PO5	PO6	PO7	PO8	PO9	PO10
CO1	3	1	1		2	2	1	2	1	1
CO2	3	2		2	2	2	1		1	1
CO3	3	2			2	2	1		1	1
CO4	3	1	1	1	2	2	1		1	1
AVERAGE	3.0	2	1	2	2	2	1	2	1	1

Course Outcome - Program Outcome Acquisition Matrix

CO	PROGRAM OUTCOMES									
	PO1	PO2	PO3	PO4	PO5	PO6	PO7	PO8	PO9	PO10
CH323	3.0	2	1	2	2	2	1	2	1	1

Course Outcome - Attainment

Course Outcomes	Blooms Level	Assessed Through			Class Average Target	Attainment of CO Through			Average Achieved	Percentage of CO Attainment
		ETE	IA	PR		ETE	CIA	PR		
CO1	K_3	Yes	Yes		40	54.94	73.33	64.14	100.00	
CO2	K_2	Yes	Yes		40	54.94	60.00	57.47	100.00	
CO3	K_1	Yes	Yes		40	54.94	73.33	64.14	100.00	
CO4	K_2	Yes	Yes		40	54.94	73.33	64.14	100.00	

Program Outcome Attainment

Course Outcomes	PO's									
	PO1	PO2	PO3	PO4	PO5	PO6	PO7	PO8	PO9	PO10
CO1	3	1	1		2	2	1	2	1	1
CO2	3	2		2	2	2	1		1	1
CO3	3	2			2	2	1		1	1
CO4	3	1	1	1	2	2	1		1	1
AVERAGE	3.00	1.50	1.00	1.50	2.00	2.00	1.00	2.00	1.00	1.00

Course Outcome - Program Outcome Attainment Matrix

CO	PO's									
	PO1	PO2	PO3	PO4	PO5	PO6	PO7	PO8	PO9	PO10
Course Code: WT 2.5	3.00	1.50	1.00	1.50	2.00	2.00	1.00	2.00	1.00	1.00
Target for PO	3.0	2	1	2	2	2	1	2	1	1
Achieved PO	3.00	1.50	1.00	1.50	2.00	2.00	1.00	2.00	1.00	1.00
% Achievement of PO	100.0	75.0	100.0	75.0	100.0	100.0	100.0	100.0	100.0	100.0
Attainment Level of PO	3	3	3	3	3	3	3	3	3	3
Course Teacher						Head of the Department	Principal			

Principal
Vasantdada Sugar Institute
Manjari (Bk.), Tal. Haveli,
Dist. Pune - 412 307





VASANTDADA SUGAR INSTITUTE, PUNE

ATTAINMENT OF COURSE OUTCOMES

CLASS:	Second Year	ATTAINMENT LEVEL		
		1	2	3
COURSE	RENEWABLE & NON RENEWABLE ENERGY	40		
COURSE CODE	EVSUT 242			
COURSE TEACHER:	Dr. A B Deshmane			

ACADEMIC YEAR:	2022-23
SEM:	IV

Sr. NO.	CO	COURSE OUTCOMES	TARGET FOR COs %	EXTERNAL THEORY EXAM TARGETS ACHIEVED (%) A	CIA TARGETS ACHIEVED (%) B	Average Achievement (%)	ATTAINMENT LEVEL	RESULT
1	CO1	Basic knowledge about renewable and non renewable energy resources	40	100.00	95.83	97.92	3	Yes
2	CO2	Improving presentation skill or group discussion	40	100.00	91.67	95.83	3	Yes
3	CO3	Understanding the environmental issues, associated with energy resources	40	100.00	91.67	95.83	3	Yes
		Average	40	100.00	93.06	96.53	3	Yes

[Signature]
Course Teacher

[Signature]
Head of the Department

[Signature]
Principal



Principal
Vasantdada Sugar Institute
Manjari (Bk.), Tal. Haveli,
Dist. Pune - 412 307

RECORD OF EXTERNAL THEORY EXAM MARKS

VASANTDADA SUGAR INSTITUTE, PUNE



Roll No	Name	CO1			CO2			CO3			CO4			Total Marks					
		Max Marks	0	%	Y/N	Max Marks	0	%	Y/N	Max Marks	0	%	Y/N	Max Marks	70	%	Y/N		
ES 2021-01	Bhosale Nishita Bhagywant																42	60	Y
ES 2021-02	Borse Priyanka Govind																18	26	Y
ES 2021-03	Chikane Rohit Sanjay																14	20	Y
ES 2021-04	Choudhari Akash Rameshwar																28	40	Y
ES 2021-05	Deokate Shreyash Tukaram																47	67	Y
ES 2021-06	Gaikwad Suresh Ramesh																41	59	Y
ES 2021-07	Garud Siddhi Sanjay																58	83	Y
ES 2021-08	Jadhav Suraj Utam																44	63	Y
ES 2021-09	Jadhav Varsha Mahadev																51	73	Y
ES 2021-10	Jagtap Bhagwan Gorakshanath																36	51	Y
ES 2021-11	Jambhale Madhu Sumi																28	40	Y
ES 2021-12	Kakade Shivraj Satish																34	49	Y
ES 2021-13	Madake Bhushan Laturao																44	63	Y
ES 2021-14	Mishra Abhijit Lakshminarayan																43	61	Y
ES 2021-16	Patil Anisha Amaram																49	70	Y
ES 2021-17	Patil Rajvardhan Dilip																28	40	Y
ES 2021-18	Salunkhe Ujwala Hamannat																41	59	Y
ES 2021-19	Shekhar Pratiksha Sanjay																52	74	Y
ES 2021-20	Shelke Pratiksha Digambar																51	73	Y
ES 2021-21	Thorat Dipali Subhash																43	61	Y
ES 2021-22	Waske Mahendra Kishor																53	76	Y
ES 2021-23	Disale Rohan Ramesh																28	40	Y
ES 2021-24	Yadav Vaibhav Chandrakant																50	71	Y
Average:																	40.1	55	100.00



Principal
Vasantdada Sugar Institute
Matijari (Bk.), Tal. Haveli,
Pune - 412 307

Head of the Department

Course Teacher

RECORD OF CONTINUOUS INTERNAL ASSESSMENT MARKS

PROGRAM
M.Sc. Environmental Sciences
COURSE
RENEWABLE & NON RENEWABLE ENERGY
COURSE CODE
EVSUT 242
COURSE TEACHER
Dr. Deepali Nimbalkar

Name	ACTIVITY 1 (Written test dated 22 Nov 2022)			ACTIVITY 2 (Presentation dated 9 June 2023)			ACTIVITY 3 (Field work dated 9 June 2023)			ACTIVITY 4 (Oral dated 9 June 2023)						
	Max Marks	20	%	Y/N	Max Marks	5	%	Y/N	Max Marks	5	%	Y/N	Max Marks	15	%	Y/N
Ashita Bhagywant	15		75	Yes	4		80	Yes	3		60	Yes			0	No
Ananya Govind	8		40	Yes	3		60	Yes	3		60	Yes			0	No
Ashika Sanjay	8		40	Yes	3		60	Yes	3		60	Yes			0	No
Ashika Rameshwar	11		55	Yes	3		60	Yes	3		60	Yes			0	No
Ashika Tukaram	16		80	Yes	0		0	No	0		0	No			0	No
Ashika Ramesh	16		80	Yes	3		60	Yes	3		60	Yes			0	No
Ashika Sanjay	19		95	Yes	3		60	Yes	3		60	Yes			0	No
Ashika Uttam	17		85	Yes	3		60	Yes	3		60	Yes			0	No
Ashika Mahadev	18		90	Yes	4		80	Yes	3		60	Yes			0	No
Ashika Gorakshamath	15		75	Yes	4		80	Yes	3		60	Yes			0	No
Ashika Madhu Sunil	16		80	Yes	3		60	Yes	4		80	Yes			0	No
Ashika Satish	15		75	Yes	3		60	Yes	3		60	Yes			0	No
Ashika Laburnao	16		80	Yes	4		80	Yes	3		60	Yes			0	No
Ashika Lakshminarayana	16		80	Yes	3		60	Yes	3		60	Yes			0	No
Ashika Amaram	19		95	Yes	3		60	Yes	3		60	Yes			0	No
Ashika Dilip	11		55	Yes	3		60	Yes	3		60	Yes			0	No
Ashika Hammanat	18		90	Yes	3		60	Yes	3		60	Yes			0	No
Ashika Sanjay	16		80	Yes	4		80	Yes	3		60	Yes			0	No
Ashika Digambar	18		90	Yes	2		40	Yes	3		60	Yes			0	No
Ashika Subhash	16		80	Yes	3		60	Yes	2		40	Yes			0	No
Ashika Kishor	19		95	Yes	4		80	Yes	3		60	Yes			0	No
Ashika Ramesh	12		60	Yes	3		60	Yes	3		60	Yes			0	No
Ashika Chandrakant	17		85	Yes	4		80	Yes	3		60	Yes			0	No
Average:		15.30	73	95.83		3.13	60	91.67		2.87	55	91.67		#DIV/0!	0	0.00


Course Teacher: 

Head of the Department: 

Principal: 



Principal
Vasantdada Sugar Institute

 VASANTDADA SUGAR INSTITUTE, PUNE		Performance Indicator	
		PROGRAM:	M.Sc. Env Sci
ACADEMIC YEAR:	2022-23	COURSE CODE :	EVSUT 234
TERM/SEM:	IV	COURSE:	ENVIRONMENTAL TOXICOLOGY & SAFETY
CLASS:	Second Year	COURSE TEACHER:	Mr. Vikram Deshmukh

PO	CO1	CO2	CO3	CO4		
PO1: Knowledge	y	y	y	y		
PO to CO Mapping for PO 1	3	3	3	3		
PO2: Problem Analyses	y	y	y	y		
PO to CO Mapping for PO 2	1	2	2	1		
PO3: Designing Solutions	y			y		
PO to CO Mapping for PO 3	1	--	--	1		
PO4: Modern tool usage		y		y		
PO to CO Mapping for PO 4	--	2	--	1		
PO5: Communication Development	y	y	y	y		
PO to CO Mapping for PO 5	2	2	2	2		
PO6: Employability	y	y	y	y		
PO to CO Mapping for PO 6	2	2	2	2		
PO7: Ethics	y	y	y	y		
PO to CO Mapping for PO 7	1	1	1	1		
PO8: Environment and Sustainability	y					
PO to CO Mapping for PO 8	2	--	--	--		
PO9: Science and Society	y	y	y	y		
PO to CO Mapping for PO 9	1	1	1	1		
PO10: Life-long learning	y	y	y	y		
PO to CO Mapping for PO 10	1	1	1	1		
<i>Balaji</i>	<i>Debnath</i>					
Course Teacher	Head of the Department	Principal				

[Signature]

Principal

Vasantdada Sugar Institute
 Manjari (Bk.), Tal. Haveli,
 Dist. Pune - 412 307





VASANTDADA
SUGAR INSTITUTE,
PUNE

ASSESSMENT AND EVALUATION OF PROGRAM OUTCOMES

ACADEMIC YEAR:	2022-23	COURSE CODE:	Env Sci	MAPPING CORELATION	
TERM/SEM:	IV	COURSE:	ENVIRONMENT TOXICOLOGY & SA	HIGH	3
COURSE TEACHER:	Mr. Vikram Deshmukh	CLASS:	Second Year	MEDIUM	2
				LOW	1

COURSE ARTICULATION MATRIX

CO	PROGRAM OUTCOMES									
	PO1	PO2	PO3	PO4	PO5	PO6	PO7	PO8	PO9	PO10
CO1	3	1	1		2	2	1	2	1	1
CO2	3	2		2	2	2	1		1	1
CO3	3	2			2	2	1		1	1
CO4	3	1	1	1	2	2	1		1	1
AVERAGE	3.0	2	1	2	2	2	1	2	1	1

Course Outcome - Program Outcome Acquisition Matrix

CO	PROGRAM OUTCOMES									
	PO1	PO2	PO3	PO4	PO5	PO6	PO7	PO8	PO9	PO10
CH323	3.0	2	1	2	2	2	1	2	1	1

Course Outcome - Attainment

Course Outcomes	Blooms Level	Assessed Through			Class Average Target	Attainment of CO Through			Average Achieved	Percentage of CO Attainment
		ETE	IA	PR		ETE	CIA	PR		
CO1	K_3	Yes	Yes		40	63.33	61.67		62.50	100.00
CO2	K_2	Yes	Yes		40	63.33	87.50		75.42	100.00
CO3	K_1	Yes	Yes		40	63.33	61.67		62.50	100.00
CO4	K_2	Yes	Yes		40	63.33	61.67		62.50	100.00

Program Outcome Attainment

Course Outcomes	PO's									
	PO1	PO2	PO3	PO4	PO5	PO6	PO7	PO8	PO9	PO10
CO1	3	1	1		2	2	1	2	1	1
CO2	3	2		2	2	2	1		1	1
CO3	3	2			2	2	1		1	1
CO4	3	1	1	1	2	2	1		1	1
AVERAGE	3.00	1.50	1.00	1.50	2.00	2.00	1.00	2.00	1.00	1.00

Course Outcome - Program Outcome Attainment Matrix

CO	PO's									
	PO1	PO2	PO3	PO4	PO5	PO6	PO7	PO8	PO9	PO10
Course Code: WT 2.5	3.00	1.50	1.00	1.50	2.00	2.00	1.00	2.00	1.00	1.00

Target for PO	3.0	2	1	2	2	2	1	2	1	1	
Achieved PO	3.00	1.50	1.00	1.50	2.00	2.00	1.00	2.00	1.00	1.00	
% Achievement of PO	100.0	75.0	100.0	75.0	100.0	100.0	100.0	100.0	100.0	100.0	
Attainment Level of PO	3	3	3	3	3	3	3	3	3	3	
Course Teacher	Vikram Deshmukh						Head of the Department			Principal	



Vasantdada Sugar Institute
Manjari (Bk.), Tal. Haveli,
Dist. Pune - 412 307



VASANTDADA SUGAR INSTITUTE, PUNE

ATTAINMENT OF COURSE OUTCOMES

ACADEMIC YEAR: 2022-23 SEM: IV		COURSE CODE: EVSUT 244 COURSE TEACHER: Mr. Vikram Deshmukh	CLASS: Second Year			ATTAINMENT LEVEL		
			COURSE: ENVIRONMENT HEALTH & TOXICOLOGY	1	2	3	40	60

Sr. NO.	CO	COURSE OUTCOMES	TARGET FOR COs %	EXTERNAL THEORY EXAM TARGETS ACHIEVED (%) A	CIA TARGETS ACHIEVED (%) B	Average Achivement (%)	ATTAINMENT LEVEL	RESULT
1	CO1	Understanding safety, risks, & Health Hazards and its integral aspects such as laws, regulation, management, documentation etc.	40	100.00	91.67	95.83	3	Yes
2	CO2	Understanding toxicity and its measurement , evaluation and its effects.	40	100.00	95.83	97.92	3	Yes
3	CO3	Understanding Water & Air Borne Diseases and presentation skills.	40	100.00	0.00	50.00	1	Yes
		Average	40	100.00	62.50	81.25	3	Yes



Vedant
Course Teacher

Vedant
Head of the Department

Principal

Principal
Vasantdada Sugar Institute
 Manjari (Bk.), Tal. Haveli,
 Dist. Pune - 412 307

RECORD OF CONTINUOUS INTERNAL ASSESSMENT MARKS

PROGRAM	M.Sc. Environmental Sciences
COURSE	ENVIRONMENTAL TOXICOLOGY, HEALTH & SAFETY
COURSE CODE	EVSUT 244
COURSE TEACHER	Mr. Vikram Deshmukh

Name	ACTIVITY 1 (Written test dated 22 Nov 2022)				ACTIVITY 2 (Presentation dated 9 June 2023)				ACTIVITY 3 (Field work dated 9 June 2023)				ACTIVITY 4 (Oral dated 9 June 2023)			
	Max Marks	10	%	Y/N	Max Marks	5	%	Y/N	Max Marks	5	%	Y/N	Max Marks	15	%	Y/N
Msale Nishita Bhagywant	8		80	Yes	5		100	Yes							0	No
Ms Priyanka Govind	5		50	Yes	2		40	Yes							0	No
Ms. Rane Rohit Sanjay	4		40	Yes	3		60	Yes							0	No
Ms. Rane Sudhakar Akash Rameshwar	5		50	Yes	4		80	Yes							0	No
Ms. Rane Shreyash Tukaram	8		80	Yes	5		100	Yes							0	No
Ms. Rane Suman Somesh Ramesh	5		50	Yes	5		100	Yes							0	No
Ms. Rane Siddhi Sanjay	8		80	Yes	5		100	Yes							0	No
Ms. Rane Suraj Uttam	7		70	Yes	5		100	Yes							0	No
Ms. Rane Varsha Mahadev	8		80	Yes	5		100	Yes							0	No
Ms. Rane Vipin Bhagwan Gorakshanath	7		70	Yes	5		100	Yes							0	No
Ms. Rane Vihale Madhu Sunil	5		50	Yes	5		100	Yes							0	No
Ms. Rane Vihale Shivraj Satish	6		60	Yes	5		100	Yes							0	No
Ms. Rane Vihale Bhushan Laharao	7		70	Yes	5		100	Yes							0	No
Ms. Rane Vira Abhijit Lakshminarayan	7		70	Yes	5		100	Yes							0	No
Ms. Rane Anisha Anuram	7		70	Yes	5		100	Yes							0	No
Ms. Rane Rajavardhan Dilip	3		30	No	3		60	Yes							0	No
Ms. Rane Rake Ujwala Hammanat	7		70	Yes	4		80	Yes							0	No
Ms. Rane Rameshwar Pratiksha Sanjay	6		60	Yes	6		120	Yes							0	No
Ms. Rane Pratiksha Digambar	8		80	Yes	5		100	Yes							0	No
Ms. Rane At Dipali Subhash	7		70	Yes	5		100	Yes							0	No
Ms. Rane Mahendra Kishor	8		80	Yes	4		80	Yes							0	No
Ms. Rane Rohan Ramesh	5		50	Yes	4		80	Yes							0	No
Ms. Rane Vaibhav Chandrakant	7		70	Yes	5		100	Yes							0	No
			0	No			0	No							0	No
Average:	6.43		62	91.67	4.57		88	95.85					#DIV/0!		0	0.00

Course Teacher: *Beeth*
 Head of the Department: *Dut*
 Principal: *Principal*



 VASANTDADA SUGAR INSTITUTE, PUNE		Performance Indicator			
		PROGRAM:	M.Sc. Env Sci		
ACADEMIC YEAR:	2022-23	COURSE CODE:	EVSUT 248		
TERM/SEM:	IV	COURSE:	CLIMATE CHANGE, POLICY & SUSTAINABILITY		
CLASS:	Second Year	COURSE TEACHER:	Dr. A B Deshmans		
PO		CO1	CO2	CO3	CO4
PO1: Knowledge		y	y	y	y
PO to CO Mapping for PO 1		3	3	3	3
PO2: Problem Analyses		y	y	y	y
PO to CO Mapping for PO 2		1	2	2	1
PO3: Designing Solutions		y			y
PO to CO Mapping for PO 3		1	--	--	1
PO4: Modern tool usage			y		y
PO to CO Mapping for PO 4		--	2	--	1
PO5: Communication Development		y	y	y	y
PO to CO Mapping for PO 5		2	2	2	2
PO6: Employability		y	y	y	y
PO to CO Mapping for PO 6		2	2	2	2
PO7: Ethics		y	y	y	y
PO to CO Mapping for PO 7		1	1	1	1
PO8: Environment and Sustainability		y			
PO to CO Mapping for PO 8		2	--	--	--
PO9: Science and Society		y	y	y	y
PO to CO Mapping for PO 9		1	1	1	1
PO10: Life-long learning		y	y	y	y
PO to CO Mapping for PO 10		1	1	1	1
 Course Teacher		 Head of the Department		 Principal	



Principal
Vasantdada Sugar Institute
 Manjari (Bk.), Tal. Haveli,
 Dist. Pune - 412 307



VASANTDADA
SUGAR INSTITUTE,
PUNE

ASSESSMENT AND EVALUATION OF PROGRAM OUTCOMES

ACADEMIC YEAR:	2022-23	COURSE CODE:	Env Sci	MAPPING CORRELATION	
TERM/SEM:	IV	COURSE:	CLIMATE CHANGE, POLICY AND SUSTAINABILITY	HIGH	3
COURSE TEACHER:	Dr.AB Deshmane	CLASS:	Second Year	MEDIUM	2
				LOW	1

COURSE ARTICULATION MATRIX

CO	PROGRAM OUTCOMES									
	PO1	PO2	PO3	PO4	PO5	PO6	PO7	PO8	PO9	PO10
CO1	3	1	1		2	2	1	2	1	1
CO2	3	2		2	2	2	1		1	1
CO3	3	2			2	2	1		1	1
CO4	3	1	1	1	2	2	1		1	1
AVERAGE	3.0	2	1	2	2	2	1	2	1	1

Course Outcome - Program Outcome Acquisition Matrix

CO	PROGRAM OUTCOMES									
	PO1	PO2	PO3	PO4	PO5	PO6	PO7	PO8	PO9	PO10
CH323	3.0	2	1	2	2	2	1	2	1	1

Course Outcome - Attainment

Course Outcomes	Blooms Level	Assesed Through			Class Average Target	Attainment of CO Through			Average Achieved	Percentage of CO Attainment
		ETE	IA	PR		ETE	CIA	PR		
CO1	K_3	Yes	Yes		40	65.12	64.17		64.64	100.00
CO2	K_2	Yes	Yes		40	65.12	87.50		76.31	100.00
CO3	K_1	Yes	Yes		40	65.12	64.17		64.64	100.00
CO4	K_2	Yes	Yes		40	65.12	64.17		64.64	100.00

Program Outcome Attainment

Course Outcomes	PO's									
	PO1	PO2	PO3	PO4	PO5	PO6	PO7	PO8	PO9	PO10
CO1	3	1	1		2	2	1	2	1	1
CO2	3	2		2	2	2	1		1	1
CO3	3	2			2	2	1		1	1
CO4	3	1	1	1	2	2	1		1	1
AVERAGE	3.00	1.50	1.00	1.50	2.00	2.00	1.00	2.00	1.00	1.00

Course Outcome - Program Outcome Attainment Matrix

CO	PO's									
	PO1	PO2	PO3	PO4	PO5	PO6	PO7	PO8	PO9	PO10
Course Code: WT 2.5	3.00	1.50	1.00	1.50	2.00	2.00	1.00	2.00	1.00	1.00
Target for PO	3.0	2	1	2	2	2	1	2	1	1
Achieved PO	3.00	1.50	1.00	1.50	2.00	2.00	1.00	2.00	1.00	1.00
% Achievement of PO	100.0	75.0	100.0	75.0	100.0	100.0	100.0	100.0	100.0	100.0
Attainment Level of PO	3	3	3	3	3	3	3	3	3	3

J. Desai
Course Teacher

[Signature]
Head of the Department

[Signature]
Principal





Principal
Vasantdada Sugar Institut.
Manjari (Bk.), Tal. Haveli,
Dist Pune - 412 307



VASANTDADA SUGAR INSTITUTE, PUNE

ATTAINMENT OF COURSE OUTCOMES

ACADEMIC YEAR: 2022-23	SEMI: IV	COURSE CODE: EVSUT 248	COURSE: EIA & ENVIRONMENTAL MONITORING	ATTAINMENT LEVEL		
				1	2	3
CLASS: Second Year				40	60	80
COURSE TEACHER: Dr. A B Deshmane						

Sr. NO.	CO	COURSE OUTCOMES	TARGET FOR COs %	EXTERNAL THEORY EXAM TARGETS ACHIEVED (%) A	CIA TARGETS ACHIEVED (%) B	Average Achievement (%)	ATTAINMENT LEVEL	RESULT
1	CO1	Understanding basis of climate change, such as causes, sources of GHG, Impacts, mitigation etc.,	40	0.00	91.67	45.83	1	Yes
2	CO2	Understanding the roll of UN and action at global and local level.	40	0.00	95.83	47.92	1	Yes
3	CO3	Through sight of the topics through individuals presentations and group discussion	40	0.00	0.00	0.00	0	No
		Average	40	0.00	62.50	31.25	0	No
		Course Teacher	 Head of the Department					
			 Principal					

Principal
Vasantdada Sugar Institute
 Manjari (Bk.), Tal. Haveli,
 Dist. Pune - 412 307

RECORD OF CONTINUOUS INTERNAL ASSESSMENT MARKS

ASANTDADA SUGAR INSTITUTE, PUNE

	M.Sc. Environmental Sciences
PROGRAM	CLIMATE CHANGE, POLICY & SUSTAINABILITY
COURSE	EVSUT 248
COURSE CODE	Dr. Amol Deshmane
COURSE TEACHER	

Name	ACTIVITY 1 (Written test dated 22 Nov 2022)			ACTIVITY 2 (Presentation dated 9 June 2023)			ACTIVITY 3 (Field work dated 9 June 2023)			ACTIVITY 4 (Oral dated 9 June 2023)						
	Max. Marks	10	%	Y/N	Max Marks	5	%	Y/N	Max Marks	5	%	Y/N	Max Marks	15	%	Y/N
De Nishita Bhagywant	8		80	Yes	5		100	Yes			0	No			0	No
Priyanka Govind	4		40	Yes	2		40	Yes			0	No			0	No
Rohit Sanjay	4		40	Yes	3		60	Yes			0	No			0	No
Aakash Rameshwar	4		40	Yes	4		80	Yes			0	No			0	No
Shreyash Tukaram	5		50	Yes	5		100	Yes			0	No			0	No
Somesh Ramesh	9		90	Yes	5		100	Yes			0	No			0	No
Siddhi Sanjay	9		90	Yes	5		100	Yes			0	No			0	No
Suraj Urtam	7		70	Yes	5		100	Yes			0	No			0	No
Varsha Mahadev	9		90	Yes	5		100	Yes			0	No			0	No
Bhagwan Gorakshamath	6		60	Yes	5		100	Yes			0	No			0	No
Madhu Sunil	5		50	Yes	5		100	Yes			0	No			0	No
Shivraj Satish	5		50	Yes	4		80	Yes			0	No			0	No
Bhushan Lahurao	6		60	Yes	5		100	Yes			0	No			0	No
Abhijit Lakshminarayan	8		80	Yes	5		100	Yes			0	No			0	No
Anisha Atmaram	9		90	Yes	5		100	Yes			0	No			0	No
Rajvardhan Dilip	3		30	No	3		60	Yes			0	No			0	No
Ujjwala Hammanat	7		70	Yes	5		100	Yes			0	No			0	No
Pratiksha Sanjay	9		90	Yes	5		100	Yes			0	No			0	No
Pratiksha Digambar	8		80	Yes	5		100	Yes			0	No			0	No
Dipali Subhash	8		80	Yes	5		100	Yes			0	No			0	No
Mahendra Kishor	8		80	Yes	5		100	Yes			0	No			0	No
Rohan Ramesh	4		40	Yes	4		80	Yes			0	No			0	No
Vaibhav Chandrakant	9		90	Yes	5		100	Yes			0	No			0	No
Average:		6.70	64	91.67	4.57	88	95.83	No	#DIV/0!	#DIV/0!	0	0.00	#DIV/0!	0	0	0.00

Course Teacher: *[Signature]*
 Head of the Department: *[Signature]*
 Principal: *[Signature]*



Principal
 Vasantdada Sugar Institute
 Manjari (Bk.), Tal. Haveli,
 Pune-412 207



VASANTDADA SUGAR INSTITUTE, PUNE

RECORD OF EXTERNAL THEORY EXAM MARKS

ACADEMIC YEAR	TERM	CLASS	Name	CO1			CO2			CO3			CO4			Total Marks		
				Max Marks	0	%	Y/N	Max Marks	0	%	Y/N	Max Marks	0	%	Y/N	Max Marks	35	%
2022-23	IV	Second Year	Bhosale Nishita Bhagywant												22	63	Y	
			Borse Priyanka Govind												20	57	Y	
			Chikane Rohit Sanjay												17	49	Y	
			Choudhari Akash Rameshwar												22	63	Y	
			Dokate Shreyash Tukaram												27	77	Y	
			Gaikwad Somesh Ramesh												19	54	Y	
			Garud Siddhi Sanjay												27	77	Y	
			Jadhav Suraj Uttam												23	66	Y	
			Jadhav Yashna Mahadev												27	77	Y	
			Jagtap Bhagwan Gorakshamath												23	66	Y	
			Jambhale Madhu Sunil												21	60	Y	
			Kakade Shivraj Satish												24	69	Y	
			Madake Bhushan Loharao												20	57	Y	
			Mishra Abhijit Lakshminarayan												21	60	Y	
			Patil Anisha Atmaram												29	83	Y	
			Patil Rajavardhan Dilip												17	49	Y	
			Salunkhe Ujwala Hammanat												27	77	Y	
			Shekhar Pratiksha Sanjay												29	83	Y	
			Shelke Pratiksha Digambar												29	83	Y	
			Thorat Dipali Subhash												27	77	Y	
			Waske Mahendra Kishor												27	77	Y	
			Disale Rohan Ramesh												18	51	Y	
			Yadav Vaibhav Chandrakant												31	89	Y	
Average:															23.8	65	100.00	




[Signature]
Principal

[Signature]
Course Teacher


[Signature]
Head of the Department

Principal Institute
Vasantdada Sugar Institute,
Mainjari (Bk.), Tal. Haveli,
Pune - 412 307

 VASANTDADA SUGAR INSTITUTE, PUNE		Performance Indicator	
		PROGRAM:	M.Sc. Env Sci
ACADEMIC YEAR:	2022-23	COURSE CODE:	EVSUT 231
TERM/SEM:	III	COURSE:	EIA & ENVIRONMENTAL MONITORING
CLASS:	Second Year	COURSE TEACHER:	Dr. A B Deshmare

Teachers has to enter values for HIGHLIGHTED cells on

PO	CO1	CO2	CO3	CO4		
PO1: Knowledge	y	y	y	y		
PO to CO Mapping for PO 1	3	3	3	3		
PO2: Problem Analyses	y	y	y	y		
PO to CO Mapping for PO 2	1	2	2	1		
PO3: Designing Solutions	y			y		
PO to CO Mapping for PO 3	1	--	--	1		
PO4: Modern tool usage		y		y		
PO to CO Mapping for PO 4	--	2	--	1		
PO5: Communication Development	y	y	y	y		
PO to CO Mapping for PO 5	2	2	2	2		
PO6: Employability	y	y	y	y		
PO to CO Mapping for PO 6	2	2	2	2		
PO7: Ethics	y	y	y	y		
PO to CO Mapping for PO 7	1	1	1	1		
PO8: Environment and Sustainability	y					
PO to CO Mapping for PO 8	2	--	--	--		
PO9: Science and Society	y	y	y	y		
PO to CO Mapping for PO 9	1	1	1	1		
PO10: Life-long learning	y	y	y	y		
PO to CO Mapping for PO 10	1	1	1	1		

		
Course Teacher	Head of the Department	Principal



Principal
Vasantdada Sugar Institute
 Manjari (Bk.), Tal. Haveli,
 Dist. Pune - 412 307



VASANTDADA SUGAR INSTITUTE, PUNE

ASSESSMENT AND EVALUATION OF PROGRAM OUTCOMES

ACADEMIC YEAR:	2022-23	COURSE CODE:	Env Sci	MAPPING CORRELATION	
TERM/SEM:	III	COURSE:	EIA & ENVIRONMENTAL MONITORING	HIGH	3
COURSE TEACHER:	Dr. AB Deshmane	CLASS:	Second Year	MEDIUM	2
				LOW	1

CO	PROGRAM OUTCOMES									
	PO1	PO2	PO3	PO4	PO5	PO6	PO7	PO8	PO9	PO10
CO1	3	1	1		2	2	1	2	1	1
CO2	3	2		2	2	2	1		1	1
CO3	3	2			2	2	1		1	1
CO4	3	1	1	1	2	2	1		1	1
AVERAGE	3.0	2	1	2	2	2	1	2	1	1

CO	PROGRAM OUTCOMES									
	PO1	PO2	PO3	PO4	PO5	PO6	PO7	PO8	PO9	PO10
CH323	3.0	2	1	2	2	2	1	2	1	1

Course Outcomes	Bloom Level	Assessed Through			Class Average Target	Attainment of CO Through			Average Achieved	Percentage of CO Attainment
		ETE	IA	PR		ETE	CIA	PR		
		CO1	K_3	Yes		Yes		40		
CO2	K_2	Yes	Yes		40	48.87	61.25	55.06	100.00	
CO3	K_1	Yes	Yes		40	48.87	52.50	50.68	100.00	
CO4	K_2	Yes	Yes		40	48.87	52.50	50.68	100.00	

Course Outcomes	PO's									
	PO1	PO2	PO3	PO4	PO5	PO6	PO7	PO8	PO9	PO10
CO1	3	1	1		2	2	1	2	1	1
CO2	3	2		2	2	2	1		1	1
CO3	3	2			2	2	1		1	1
CO4	3	1	1	1	2	2	1		1	1
AVERAGE	3.00	1.50	1.00	1.50	2.00	2.00	1.00	2.00	1.00	1.00

CO	PO's									
	PO1	PO2	PO3	PO4	PO5	PO6	PO7	PO8	PO9	PO10
Course Code: WT 2.5	3.00	1.50	1.00	1.50	2.00	2.00	1.00	2.00	1.00	1.00

Target for PO	3.0	2	1	2	2	2	1	2	1	1
Achieved PO	3.00	1.50	1.00	1.50	2.00	2.00	1.00	2.00	1.00	1.00
% Achievement of PO	100.0	75.0	100.0	75.0	100.0	100.0	100.0	100.0	100.0	100.0
Attainment Level of PO	3	3	3	3	3	3	3	3	3	3


 Course Teacher


 Head of the Department


 Principal



Principal
 Vasantdada Sugar Institute
 Manjari (Bk.), Tal. Haveli,
 Dist. Pune - 412 307



VASANTDADA SUGAR INSTITUTE, PUNE

ATTAINMENT OF COURSE OUTCOMES

CLASS: Second Year COURSE: EIA & ENVIRONMENTAL MONITORING COURSE CODE: EVSUT 231 COURSE TEACHER: Dr. A. B. Deshmane	ATTAINMENT LEVEL		
	1	2	3
	40	60	80
ACADEMIC YEAR: 2022-23 SEM: III			

Sl. NO.	CO	COURSE OUTCOMES	TARGET FOR COs %	EXTERNAL THEORY EXAM TARGETS ACHIEVED (%) A	CIA TARGETS ACHIEVED (%) B	Average Achievement (%)	ATTAINMENT LEVEL	RESULT
1	CO1	Understanding EIA process and its integral aspects such as law, regulations, actual process of EIA, documentation etc.	40	95.83	75.00	85.42	3	Yes
2	CO2	Environmental impact assessment and its mitigation as well as formulation of Env management plan Improving Presentation skills	40	95.83	95.83	95.83	3	Yes
3	CO3	Understanding basics of primary data collection for an EIA (Baseline data collection)	40	95.83	95.83	95.83	3	Yes
4	CO4		40	95.83	0.00	47.92	1	Yes
		Average	40	95.83	66.67	81.25	3	Yes

J. Desai
Course Teacher

[Signature]
Head of the Department

[Signature]
Principal



Principal
Vasantdada Sugar Institute
 Manjari (Bk.), Tel. Havelli,
 Dist. Pune - 412 307

VASANTDADA SUGAR INSTITUTE, PUNE		RECORD OF CONTINUOUS INTERNAL ASSESSMENT MARKS			
ACADEMIC YEAR		PROGRAM			
Sem		COURSE			
CLASS		COURSE CODE			
		COURSE TEACHER			
		M.Sc. Environmental Sciences			
		EIA & ENVIRONMENTAL MONITORING			
		EVSUT 231			
		Dr. Anmol Deshmane			

Sr. NO.	Roll No.	Name	ACTIVITY 1 (Written test dated 22 Nov 2022)			ACTIVITY 2 (Presentation dated 9 June 2023)			ACTIVITY 3 (Field work dated 9 June 2023)			ACTIVITY 4 (Oral dated 9 June 2023)				
			Max Marks	20	%	Y/N	Max Marks	5	%	Y/N	Max Marks	5	%	Y/N	Max Marks	15
1	ES 2021-01	Bhosale Nishita Bhagyawant	14	70	Yes	3.5	70	Yes	3.5	70	Yes	3.5	70	Yes	0	No
2	ES 2021-02	Borse Priyanka Govind	8	40	Yes	2.5	50	Yes	2.5	50	Yes	2.5	50	Yes	0	No
3	ES 2021-03	Chikane Rohit Sanjay	5	25	No	3.5	70	Yes	2.5	50	Yes	2.5	50	Yes	0	No
4	ES 2021-04	Choudhari Akash Rameshwar	7	35	No	2.5	50	Yes	2.5	50	Yes	2.5	50	Yes	0	No
5	ES 2021-05	Deokate Shreyesh Tukaram	17	85	Yes	3	60	Yes	3	60	Yes	3	60	Yes	0	No
6	ES 2021-06	Gaikwad Suresh Ramesh	8	40	Yes	3.5	70	Yes	3.5	70	Yes	3.5	70	Yes	0	No
7	ES 2021-07	Garud Siddhi Sanjay	14	70	Yes	3.5	70	Yes	4	80	Yes	4	80	Yes	0	No
8	ES 2021-08	Jadhav Suraj Uttam	8	40	Yes	3	60	Yes	3	60	Yes	3	60	Yes	0	No
9	ES 2021-09	Jadhav Varsha Mahadev	13	65	Yes	3	60	Yes	3	60	Yes	3	60	Yes	0	No
10	ES 2021-10	Jagtap Bhagwan Gorakshamath	4	20	No	4	80	Yes	3	60	Yes	3	60	Yes	0	No
11	ES 2021-11	Jambhale Madhu Sunil	7	35	No	3	60	Yes	3	60	Yes	3	60	Yes	0	No
12	ES 2021-12	Kakade Shivraj Satish	10	50	Yes	3	60	Yes	3	60	Yes	3	60	Yes	0	No
13	ES 2021-13	Madake Bhushan Lahurao	10	50	Yes	3	60	Yes	3	60	Yes	3	60	Yes	0	No
14	ES 2021-14	Mishra Abhijit Lakshminarayan	15	75	Yes	3	60	Yes	3	60	Yes	3	60	Yes	0	No
15	ES 2021-16	Patil Anusha Atmaram	17	85	Yes	3	60	Yes	3	60	Yes	3.5	70	Yes	0	No
16	ES 2021-17	Patil Rajavardhan Dilip	9	45	Yes	2.5	50	Yes	2.5	50	Yes	2.5	50	Yes	0	No
17	ES 2021-18	Salunkhe Ujwala Hanmanat	13	65	Yes	2.5	50	Yes	2.5	50	Yes	2.5	50	Yes	0	No
18	ES 2021-19	Shelke Pratiksha Sanjay	17	85	Yes	3.5	70	Yes	3.5	70	Yes	3.5	70	Yes	0	No
19	ES 2021-20	Shelke Pratiksha Digambar	17	85	Yes	4	80	Yes	3.5	70	Yes	3.5	70	Yes	0	No
20	ES 2021-21	Thorat Dipati Subhash	12	60	Yes	3.5	70	Yes	4	80	Yes	4	80	Yes	0	No
21	ES 2021-22	Waske Mahendra Kishor	12	60	Yes	4	80	Yes	3.5	70	Yes	3.5	70	Yes	0	No
22	ES 2021-23	Disale Rohan Ramesh	7	35	No	3	60	Yes	3	60	Yes	3	60	Yes	0	No
23	ES 2021-24	Yadav Vaibhav Chandrakant	13	65	Yes	3.5	70	Yes	3.5	70	Yes	3.5	70	Yes	0	No
			10.96	53	75.00	3.20	61	95.83	3.15	60	95.83	#DIV/0!	0	0.00		
Average:																
			<div style="display: flex; justify-content: space-between;"> <div> <p><i>J. D. Dastgiri</i></p> <p>Course Teacher</p> </div> <div> <p><i>[Signature]</i></p> <p>Head of the Department</p> </div> <div> <p><i>[Signature]</i></p> <p>Principal</p> </div> </div>													

Principal
Vasantdada Sugar Institute
 Manjari (Bk.), Tal. Haveli,
 Dist. Pune - 412 307





RECORD OF EXTERNAL THEORY EXAM MARKS

Sr. NO.		Roll No	Name	CO1			CO2			CO3			CO4			Total Marks				
				Max Marks	0	%	Y/N	Max Marks	0	%	Y/N	Max Marks	0	%	Y/N	Max Marks	70	%	Y/N	
				PROGRAM M.Sc. Env Sci																
				COURSE EIA & ENVIRONMENTAL MONITORING																
				COURSE CODE EVSUT 231																
				CLASS Second Year																
				COURSE TEACHER Dr AB Deshmone																
1	ES 2021-01	Bhosale Nishita Bhagywant															45	64	Y	
2	ES 2021-02	Borse Priyanka Govind															30	43	Y	
3	ES 2021-03	Chikane Rohit Sanjay															28	40	Y	
4	ES 2021-04	Choudhari Akash Rameshwar															35	50	Y	
5	ES 2021-05	Deokate Shreyash Tukaram															34	49	Y	
6	ES 2021-06	Gaikwad Somesh Ramesh															28	40	Y	
7	ES 2021-07	Garud Siddhi Sanjay															50	71	Y	
8	ES 2021-08	Jadhav Sunj Uttam															39	56	Y	
9	ES 2021-09	Jadhav Varsha Mahadev															36	51	Y	
10	ES 2021-10	Jagtap Bhagwan Gorakshanath															31	44	Y	
11	ES 2021-11	Jambhale Madhu Sunil															30	43	Y	
12	ES 2021-12	Kakade Shivaji Satish															28	40	Y	
13	ES 2021-13	Madake Bhushan Laburoo															33	47	Y	
14	ES 2021-14	Mishra Abhijit Lakshminarayan															42	60	Y	
15	ES 2021-16	Patil Anisha Atmaram															43	61	Y	
16	ES 2021-17	Patil Rajavardhan Dilip															28	40	Y	
17	ES 2021-18	Salunkhe Ujwala Hammanat															34	49	Y	
18	ES 2021-19	Shekhar Pratiksha Sanjay															46	66	Y	
19	ES 2021-20	Shelke Pratiksha Digambar															42	60	Y	
20	ES 2021-21	Thorat Dipali Subhash															34	49	Y	
21	ES 2021-22	Waske Mahendra Kishor															40	57	Y	
22	ES 2021-23	Disale Rohan Ramesh															28	40	Y	
23	ES 2021-24	Yadav Varblavi Chandrakant															37	53	Y	
24																	35.7	49	95.83	
Average:																				

Dr. Desai





Course Teacher

Head of the Department

Dr. Desai

Principal

Principal
Vasantdada Sugar Institute
Manjari (Bk.), Tal. Haveli,
Dist. Pune - 412 307

 VASANTDADA SUGAR INSTITUTE, PUNE		Performance Indicator			
		PROGRAM:	M.Sc. Env Sci		
ACADEMIC YEAR:	2022-23	COURSE CODE :	EVSUT 23		
TERM/SEM:	III	COURSE:	REMOTE SENSING & GIS		
CLASS:	Second Year	COURSE TEACHER:	Dr. VP.Patil		
PO		CO1	CO2	CO3	CO4
PO1: Knowledge		y	y	y	y
PO to CO Mapping for PO 1		3	3	3	3
PO2: Problem Analyses		y	y	y	y
PO to CO Mapping for PO 2		1	2	2	1
PO3: Designing Solutions		y			y
PO to CO Mapping for PO 3		1	--	--	1
PO4: Modern tool usage			y		y
PO to CO Mapping for PO 4		--	2	--	1
PO5: Communication Development		y	y	y	y
PO to CO Mapping for PO 5		2	2	2	2
PO6: Employability		y	y	y	y
PO to CO Mapping for PO 6		2	2	2	2
PO7: Ethics		y	y	y	y
PO to CO Mapping for PO 7		1	1	1	1
PO8: Environment and Sustainability		y			
PO to CO Mapping for PO 8		2	--	--	--
PO9: Science and Society		y	y	y	y
PO to CO Mapping for PO 9		1	1	1	1
PO10: Life-long learning		y	y	y	y
PO to CO Mapping for PO 10		1	1	1	1
 Course Teacher		 Head of the Department			
		 Principal			

Principal
 Vasantdada Sugar Institute
 Manjari (Bk.), Tal. Haveli,
 Dist. Pune - 412 307



Disi



VASANTDADA
SUGAR INSTITUTE,
PUNE

ASSESSMENT AND EVALUATION OF PROGRAM OUTCOMES

ACADEMIC YEAR:	2022-23	COURSE CODE:	Env Sci	MAPPING CORRELATION	
TERM/SEM:	III	COURSE:	REMOTE SENSING & GIS	HIGH	3
COURSE TEACHER:	Dr.VP Patil	CLASS:	Second Year	MEDIUM	2
				LOW	1

COURSE ARTICULATION MATRIX

CO	PROGRAM OUTCOMES									
	PO1	PO2	PO3	PO4	PO5	PO6	PO7	PO8	PO9	PO10
CO1	3	1	1		2	2	1	2	1	1
CO2	3	2		2	2	2	1		1	1
CO3	3	2			2	2	1		1	1
CO4	3	1	1	1	2	2	1		1	1
AVERAGE	3.0	2	1	2	2	2	1	2	1	1

Course Outcome - Program Outcome Acquisition Matrix

CO	PROGRAM OUTCOMES									
	PO1	PO2	PO3	PO4	PO5	PO6	PO7	PO8	PO9	PO10
CH323	3.0	2	1	2	2	2	1	2	1	1

Course Outcome - Attainment

Course Outcomes	Blooms Level	Assesed Through			Class Average Target	Attainment of CO Through			Average Achieved	Percentage of CO Attainment
		ETE	IA	PR		ETE	CIA	PR		
CO1	K_3	Yes	Yes		40	55.30	84.58		69.94	100.00
CO2	K_2	Yes	Yes		40	55.30	49.58		52.44	100.00
CO3	K_1	Yes	Yes		40	55.30	84.58		69.94	100.00
CO4	K_2	Yes	Yes		40	55.30	84.58		69.94	100.00

Program Outcome Attainment

Course Outcomes	PO's									
	PO1	PO2	PO3	PO4	PO5	PO6	PO7	PO8	PO9	PO10
CO1	3	1	1		2	2	1	2	1	1
CO2	3	2		2	2	2	1		1	1
CO3	3	2			2	2	1		1	1
CO4	3	1	1	1	2	2	1		1	1
AVERAGE	3.00	1.50	1.00	1.50	2.00	2.00	1.00	2.00	1.00	1.00

Course Outcome - Program Outcome Attainment Matrix

CO	PO's									
	PO1	PO2	PO3	PO4	PO5	PO6	PO7	PO8	PO9	PO10
Course Code: WT 2.5	3.00	1.50	1.00	1.50	2.00	2.00	1.00	2.00	1.00	1.00
Target for PO	3.0	2	1	2	2	2	1	2	1	1
Achieved PO	3.00	1.50	1.00	1.50	2.00	2.00	1.00	2.00	1.00	1.00
% Achievement of PO	100.0	75.0	100.0	75.0	100.0	100.0	100.0	100.0	100.0	100.0
Attainment Level of PO	3	3	3	3	3	3	3	3	3	3
Course Teacher	Head of the Department					Principal				



Principal
Vasantdada Sugar Institute
Manjari (Bk.), Tal. Haveli,
Dist. Pune - 412 307



VASANTDADA SUGAR INSTITUTE, PUNE

MSc Env Sci

ACADEMIC YEAR: 2022-23

SEM: III

CLASS: Second Year

COURSE: EIA & ENVIRONMENTAL MONITORING & REMOTE SENSING & GIS

COURSE CODE: EVSUT 232

COURSE TEACHER: Dr. A B Deshmane

ATTAINMENT LEVEL

1 2 3

40 60 80

ATTAINMENT OF COURSE OUTCOMES

Sr. NO.	CO	COURSE OUTCOMES	TARGET FOR COs %	EXTERNAL THEORY EXAM TARGETS ACHIEVED (%) A	CIA TARGETS ACHIEVED (%) B	Average Achievement (%)	ATTAINMENT LEVEL	RESULT
1	CO1	History of GIS, Components of GIS, Shape of earth & intraction of EMR	40	100.00	95.83	97.92	3	Yes
2	CO2	Satellite image processing and intrepration and types of sensors	40	100.00	79.17	89.58	3	Yes
3	CO3	type of remote sensing and resulsion of RS data, Aerial Photography.	40	100.00	79.17	89.58	3	Yes
4	CO4							
		Average	40	100.00	84.72	92.36	3	

Signature
Course Teacher

Signature
Head of the Department

Signature
Principal



Principal
Vasantdada Sugar Institute
Manjari (Bk.), Tal. Haveli,
Dist. Pune - 412 307



VASANTDADA SUGAR
INSTITUTE, PUNE

RECORD OF EXTERNAL THEORY EXAM MARKS

		PROGRAM		M.Sc. Env Sci																
		COURSE	REMOTE SENSING & GIS	COURSE CODE	EVSUT 232															
ACADEMIC YEAR		2022-23																		
TERM		III																		
CLASS		Second Year		Dr. VP Patil																
Sr. NO.	Roll No	Name	CO1			CO2			CO3			CO4			Total Marks					
			Max Marks	0	%	Y/N	Max Marks	0	%	Y/N	Max Marks	0	%	Y/N	Max Marks	0	%	Y/N		
1	ES 2021-01	Bhosale Nishita Bhagywant															44		63	Y
2	ES 2021-02	Borse Priyanka Govind															32		46	Y
3	ES 2021-03	Chikane Rohit Sanjay															28		40	Y
4	ES 2021-04	Choudhari Akash Rameshwar															36		51	Y
5	ES 2021-05	Deokate Shreyash Tukaram															50		71	Y
6	ES 2021-06	Gaikwad Suresh Ramesh															39		56	Y
7	ES 2021-07	Ganvi Siddhi Sanjay															49		70	Y
8	ES 2021-08	Jadhav Suraj Uttam															37		53	Y
9	ES 2021-09	Jadhav Varsha Mahadev															39		56	Y
10	ES 2021-10	Jagtap Bhagwan Gorakshanath															34		49	Y
11	ES 2021-11	Jambhale Madhu Sunil															32		46	Y
12	ES 2021-12	Kakade Shivraj Satish															41		59	Y
13	ES 2021-13	Madake Bhushan Lahurao															29		41	Y
14	ES 2021-14	Mishra Abhijit Lakshminarayan															34		49	Y
15	ES 2021-16	Patil Anisha Atmaram															53		76	Y
16	ES 2021-17	Patil Rajavardhan Dilip															28		40	Y
17	ES 2021-18	Salunkhe Ujwala Hammanat															40		57	Y
18	ES 2021-19	Shekhar Pratiksha Sanjay															56		80	Y
19	ES 2021-20	Shelke Pratiksha Digambar															42		60	Y
20	ES 2021-21	Thorat Dipali Subhash															47		67	Y
21	ES 2021-22	Waske Mahendra Kishor															50		71	Y
22	ES 2021-23	Disale Rohan Ramesh															33		47	Y
23	ES 2021-24	Yadav Vaibhav Chandrakant															56		80	Y
24																			0	Y
		Average:															40.4		55	100.00



J. Desai
Head of the Department

S. Patil
Principal

Course Teacher

Principal
Vasantdada Sugar Institute



VASANTDADA SUGAR INSTITUTE, PUNE

RECORD OF CONTINUOUS INTERNAL ASSESSMENT MARKS

	PROGRAM	M.Sc. Environmental Sciences
ACADEMIC YEAR	COURSE	REMOTE SENSING & GIS
Sem	COURSE CODE	EVSUT 232
CLASS	COURSE TEACHER	Dr. VP Patil

Sr. NO.	Roll No.	Name	ACTIVITY 1 (Written test dated 22 Nov. 2022)			ACTIVITY 2 (Presentation dated 9 June 2023)			ACTIVITY 3 (Field work dated 9 June 2023)			ACTIVITY 4 (Oral dated 9 June 2023)				
			Max Marks	20	%	Y/N	Max Marks	5	%	Y/N	Max Marks	5	%	Y/N	Max Marks	15
1	ES 2021-01	Bhosale Nishita Bhagyvant	19		95	Yes	1	20	No	1	20	No			0	No
2	ES 2021-02	Borse Priyanka Govind	11		55	Yes	1	20	No	1	20	No			0	No
3	ES 2021-03	Chikane Rohit Sanjay	16		80	Yes	2.5	50	Yes	2.5	50	Yes			0	No
4	ES 2021-04	Choudhari Akash Rameshwar	18		90	Yes	3	60	Yes	3	60	Yes			0	No
5	ES 2021-05	Deokale Shivayash Tukaram	19		95	Yes	3	60	Yes	3	60	Yes			0	No
6	ES 2021-06	Gaikwad Suresh Ramesh	17		85	Yes	3	60	Yes	3	60	Yes			0	No
7	ES 2021-07	Garud Siddhi Sanjay	20		100	Yes	3.5	70	Yes	3.5	70	Yes			0	No
8	ES 2021-08	Jadhav Suraj Uttam	20		100	Yes	2.5	50	Yes	2.5	50	Yes			0	No
9	ES 2021-09	Jadhav Varsha Mahadev	18		90	Yes	3	60	Yes	3	60	Yes			0	No
10	ES 2021-10	Jagtap Bhagwan Gorakshanath	14		70	Yes	2.5	50	Yes	2.5	50	Yes			0	No
11	ES 2021-11	Jambhale Madhu Sumil	17		85	Yes	1	20	No	1	20	No			0	No
12	ES 2021-12	Kakade Shivraj Satish	19		95	Yes	2.5	50	Yes	2.5	50	Yes			0	No
13	ES 2021-13	Madake Bhushan Laharao	18		90	Yes	3	60	Yes	3	60	Yes			0	No
14	ES 2021-14	Mishra Abhijit Lakshminarayan	19		95	Yes	3.5	70	Yes	3.5	70	Yes			0	No
15	ES 2021-16	Patil Anisha Atmaram	18		90	Yes	2.5	50	Yes	2.5	50	Yes			0	No
16	ES 2021-17	Patil Rajwardhan Diip	16		80	Yes	3.5	70	Yes	3.5	70	Yes			0	No
17	ES 2021-18	Salunkhe Ujjwala Hanmanat	18		90	Yes	3.5	70	Yes	3.5	70	Yes			0	No
18	ES 2021-19	Sheshkar Pratiksha Sanjay	19		95	Yes	2.5	50	Yes	2.5	50	Yes			0	No
19	ES 2021-20	Shelke Pratiksha Digambar	18		90	Yes	2.5	50	Yes	2.5	50	Yes			0	No
20	ES 2021-21	Thorat Dipali Subhash	20		100	Yes	2.5	50	Yes	2.5	50	Yes			0	No
21	ES 2021-22	Waske Mahendra Kishor	17		85	Yes	3.5	70	Yes	3.5	70	Yes			0	No
22	ES 2021-23	Disale Rohan Ramesh	16		80	Yes	1	20	No	1	20	No			0	No
23	ES 2021-24	Yadav Vaibhav Chandrakant	19		95	Yes	3	60	Yes	3	60	Yes			0	No
Average:			17.65	85	95.83	79.17	2.59	50	79.17	2.59	50	79.17	#DIV/0!	0	0.00	

Course Teacher
 Head of the Department
 Principal



Vasantdada Sugar Institute
 Manjari (Bk.), Tal. Haveli,
 Dist. Pune - 412 307

VASANTDADA SUGAR INSTITUTE, PUNE		Performance Indicator			
		PROGRAM:	M.Sc. Env Sci		
ACADEMIC YEAR:	2022-23	COURSE CODE :	EVSUT 233		
TERM/SEM:	III	COURSE:	ATION ECOLOGY & WATERSHED MANA		
CLASS:	Second Year	COURSE TEACHER:	Dr. A B Deshmane		
PO	CO1	CO2	CO3	CO4	
PO1: Knowledge	y	y	y	y	
PO to CO Mapping for PO 1	3	3	3	3	
PO2: Problem Analyses	y	y	y	y	
PO to CO Mapping for PO 2	1	2	2	1	
PO3: Designing Solutions	y			y	
PO to CO Mapping for PO 3	1	--	--	1	
PO4: Modern tool usage		y		y	
PO to CO Mapping for PO 4	--	2	--	1	
PO5: Communication Development	y	y	y	y	
PO to CO Mapping for PO 5	2	2	2	2	
PO6: Employability	y	y	y	y	
PO to CO Mapping for PO 6	2	2	2	2	
PO7: Ethics	y	y	y	y	
PO to CO Mapping for PO 7	1	1	1	1	
PO8: Environment and Sustainability	y				
PO to CO Mapping for PO 8	2	--	--	--	
PO9: Science and Society	y	y	y	y	
PO to CO Mapping for PO 9	1	1	1	1	
PO10: Life-long learning	y	y	y	y	
PO to CO Mapping for PO 10	1	1	1	1	
<i>A. Deshmane</i>	<i>Dr. A. B. Deshmane</i>	<i>Dr. A. B. Deshmane</i>			
Course Teacher	Head of the Department	Principal			



Principal
Vasantdada Sugar Institute
 Manjari (Bk.), Tal. Haveli,
 Dist. Pune - 412 307



VASANTDADA
SUGAR INSTITUTE,
PUNE

ASSESSMENT AND EVALUATION OF PROGRAM OUTCOMES

Teachers has to enter values for HIGHLIGHTED cells only.

ACADEMIC YEAR:	2022-23	COURSE CODE:	Env Sci	MAPPING CORRELATION	
TERM/SEM:	III	COURSE:	RESTORATION ECOLOGY & WATER	HIGH	3
COURSE TEACHER:	Dr.AB Deshmans	CLASS:	Second Year	MEDIUM	2
				LOW	1

CO	PROGRAM OUTCOMES									
	PO1	PO2	PO3	PO4	PO5	PO6	PO7	PO8	PO9	PO10
	CO1	3	1	1		2	2	1	2	1
CO2	3	2		2	2	2	1		1	1
CO3	3	2			2	2	1		1	1
CO4	3	1	1	1	2	2	1		1	1
AVERAGE	3.0	2	1	2	2	2	1	2	1	1

CO	PROGRAM OUTCOMES									
	PO1	PO2	PO3	PO4	PO5	PO6	PO7	PO8	PO9	PO10
	CH323	3.0	2	1	2	2	2	1	2	1

Course Outcomes	Blooms Level	Assesed Through			Class Average Target	Attainment of CO Through			Average Achieved	Percentage of CO Attainment
		ETE	IA	PR		ETE	CIA	PR		
		CO1	K_3	Yes		Yes		40		
CO2	K_2	Yes	Yes		40	57.26	57.08		57.17	100.00
CO3	K_1	Yes	Yes		40	57.26	70.21		63.74	100.00
CO4	K_2	Yes	Yes		40	57.26	70.21		63.74	100.00

Course Outcomes	PO's									
	PO1	PO2	PO3	PO4	PO5	PO6	PO7	PO8	PO9	PO10
	CO1	3	1	1		2	2	1	2	1
CO2	3	2		2	2	2	1		1	1
CO3	3	2			2	2	1		1	1
CO4	3	1	1	1	2	2	1		1	1
AVERAGE	3.00	1.50	1.00	1.50	2.00	2.00	1.00	2.00	1.00	1.30

CO	PO's									
	PO1	PO2	PO3	PO4	PO5	PO6	PO7	PO8	PO9	PO10
	Course Code: WT 2.5	3.00	1.50	1.00	1.50	2.00	2.00	1.00	2.00	1.00
Target for PO	3.0	2	1	2	2	2	1	2	1	1
Achieved PO	3.00	1.50	1.00	1.50	2.00	2.00	1.00	2.00	1.00	1.00
% Achievement of PO	100.0	75.0	100.0	75.0	100.0	100.0	100.0	100.0	100.0	100.0
Attainment Level of PO	3	3	3	3	3	3	3	3	3	3



[Signature]
Course Teacher

[Signature]
Head of the Department

[Signature]
Principal

Principal
Vasantdada Sugar Institute
Manjari (Bk.), Tal. Haveli,
Dist. Pune - 412 307



Principal
Vasantdada Sugar Institute
 Manjari (Bk.), Tal. Haveli,
 Dist. Pune - 412 307

ATTAINMENT OF COURSE OUTCOMES										
VASANTDADA SUGAR INSTITUTE, PUNE		CLASS:		Second Year		ATTAINMENT LEVEL				
MSc Env Sci		COURSE		RESTORATION ECOLOGY & WATERSHED MA		1		2		
2022-23		COURSE CODE		EVSUT 233		40		60		
SEM: III		COURSE TEACHER:		Dr. A B Deshmane		80				
Sr. NO.	CO	COURSE OUTCOMES	TARGET FOR COs %	EXTERNAL THEORY EXAM TARGETS ACHIEVED (%) A	CIA TARGETS ACHIEVED (%) B	Average Achievement (%)	ATTAINMENT LEVEL	RESULT		
1	CO1	Understanding and correlating the fundamentals of ecology in the restoration processes Theoretical knowledge of watershed development process and its integral aspects	40	91.67	91.67	91.67	3	Yes		
2	CO2	Better understanding and more clarity of the subject through case studies already carried out at some other places	40	91.67	79.17	85.42	3	Yes		
3	CO3	Practical understanding of the subject through field visit	40	91.67	95.83	93.75	3	Yes		
4	CO4	Basic knowledge of watershed development process as well as its social and environmental aspects	40	91.67	0.00	45.83	1	Yes		
Average			40	91.67	66.67	79.17	2	Yes		
Course Teacher			Head of the Department							Principal



RECORD OF EXTERNAL THEORY EXAM MARKS



Principal
Vasantdada Sugar Institute
 Manjari (Bk.), Tal. Haveli,
 Dist. Pune - 412 307

PROGRAM	M.Sc. Env Sci
COURSE	RESTORATION ECOLOGY & WATERSHED MANAGEMENT
COURSE CODE	EVSUT 233
COURSE TEACHER	Dr. AB Deshmane

Sr. NO.	Roll No	Name	CO1			CO2			CO3			CO4			Total Marks						
			Max Marks	0	%	Y/N	Max Marks	0	%	Y/N	Max Marks	0	%	Y/N	Max Marks	0	%	Y/N			
1	ES 2021-01	Bhosale Nishita Bhagywant																44		63	Y
2	ES 2021-02	Borse Priyanka Govind																31		44	Y
3	ES 2021-03	Chikane Rohit Sanjay																29		41	Y
4	ES 2021-04	Choudhari Akash Rameshwar																46		66	Y
5	ES 2021-05	Deokate Shreyash Tukaram																42		60	Y
6	ES 2021-06	Deokate Somesh Ramesh																36		51	Y
7	ES 2021-07	Garud Siddhi Sanjay																53		76	Y
8	ES 2021-08	Jadhav Suraj Uttam																38		54	Y
9	ES 2021-09	Jadhav Varsha Mahadev																45		64	Y
10	ES 2021-10	Jagtap Bhagwan Gorakshanath																35		50	Y
11	ES 2021-11	Jambhale Madhu Sunil																38		54	Y
12	ES 2021-12	Kakade Shivraj Satish																31		44	Y
13	ES 2021-13	Madake Bhushan Lahuro																35		50	Y
14	ES 2021-14	Mishra Abhijit Laxminarayana																38		54	Y
15	ES 2021-16	Patil Anisha Amaran																51		73	Y
16	ES 2021-17	Patil Rajavardhan Dilip																24		34	N
17	ES 2021-18	Salunkhe Ujwala Harmanant																53		76	Y
18	ES 2021-19	Shekhar Pratiksha Sanjay																56		80	Y
19	ES 2021-20	Shelke Pratiksha Digambar																45		64	Y
20	ES 2021-21	Thorat Dipati Subhash																53		76	Y
21	ES 2021-22	Waske Mahendra Kishor																52		74	Y
22	ES 2021-23	Disale Rohan Ramesh																34		49	Y
23	ES 2021-24	Yadav Vaibhav Chandrakant																53		76	Y
24																			0		N
Average:																		41.8		57	91.67

J. Desale
 Course Teacher

[Signature]
 Head of the Department



VASANTDADA SUGAR
INSTITUTE, PUNE

RECORD OF CONTINUOUS INTERNAL ASSESSMENT MARKS

	PROGRAM M.Sc. Environmental Sciences
ACADEMIC YEAR 2022-23	COURSE RESTORATION ECOLOGY & WATERSHED MANAGEMENT
Sem III	COURSE CODE EVSUT 233
CLASS Second Year	COURSE TEACHER Dr. AB Deshmane

Sr. NO.	Roll No.	Name	ACTIVITY 1 (Written test dated 22 Nov 2022)			ACTIVITY 2 (Presentation dated 9 June 2023)			ACTIVITY 3 (Field work dated 9 June 2023)			ACTIVITY 4 (Oral dated 9 June 2023)						
			Max Marks	20	%	Y/N	Max Marks	5	%	Y/N	Max Marks	5	%	Y/N	Max Marks	15	%	Y/N
1	ES 2021-01	Bhosale Nishita Bhagyvant	13		65	Yes	4.5		90	Yes	4.5		90	Yes	4.5		0	No
2	ES 2021-02	Borse Priyanka Govind	10		50	Yes	0		0	No	4		80	Yes	4		0	No
3	ES 2021-03	Chikane Rohit Sanjay	7		35	No	0		0	No	4.5		90	Yes	4.5		0	No
4	ES 2021-04	Choudhari Akash Rameshwar	10		50	Yes	3		60	Yes	4		80	Yes	4		0	No
5	ES 2021-05	Deokate Shirevashi Tukaram	18		90	Yes	0		0	No	4.5		90	Yes	4.5		0	No
6	ES 2021-06	Gaikwad Somesh Ramesh	15		75	Yes	3		60	Yes	4.5		90	Yes	4.5		0	No
7	ES 2021-07	Geneti Siddhi Sanjay	19		95	Yes	3.5		70	Yes	4.5		90	Yes	4.5		0	No
8	ES 2021-08	Jadhav Suraj Uttam	18		90	Yes	2.5		50	Yes	4		80	Yes	4		0	No
9	ES 2021-09	Jadhav Varsha Mahadev	16		80	Yes	4		80	Yes	4		80	Yes	4		0	No
10	ES 2021-10	Jagtap Bhagwan Gorakshamath	9		45	Yes	4.5		90	Yes	4		80	Yes	4		0	No
11	ES 2021-11	Jambhale Madhu Sunil	11		55	Yes	4		80	Yes	4		80	Yes	4		0	No
12	ES 2021-12	Kakade Shivraj Satish	16		80	Yes	2.5		50	Yes	4.5		90	Yes	4.5		0	No
13	ES 2021-13	Madake Bhushan Lahirao	11		55	Yes	4		80	Yes	4		80	Yes	4		0	No
14	ES 2021-14	Mishra Abhijit Lakshminarayan	18		90	Yes	4		80	Yes	4.5		90	Yes	4.5		0	No
15	ES 2021-16	Patil Anisha Atmaram	17		85	Yes	2.5		50	Yes	4		80	Yes	4		0	No
16	ES 2021-17	Patil Rajavardhan Dilip	11		55	Yes	0		0	No	3.5		70	Yes	3.5		0	No
17	ES 2021-18	Salunke Ujjwala Harmanat	15		75	Yes	3.5		70	Yes	4		80	Yes	4		0	No
18	ES 2021-19	Shelkar Pratiksha Sanjay	18		90	Yes	4.5		90	Yes	4.5		90	Yes	4.5		0	No
19	ES 2021-20	Shelke Pratiksha Digambar	20		100	Yes	3		60	Yes	4.5		90	Yes	4.5		0	No
20	ES 2021-21	Thorat Dipali Subhash	18		90	Yes	4.5		90	Yes	4.5		90	Yes	4.5		0	No
21	ES 2021-22	Waske Mahendra Kishor	17		85	Yes	4		80	Yes	4.5		90	Yes	4.5		0	No
22	ES 2021-23	Disale Rohan Ramesh	11		55	Yes	2.5		50	Yes	4		80	Yes	4		0	No
23	ES 2021-24	Yadav Vaibhav Chandrakant	19		95	Yes	4.5		90	Yes	4.5		90	Yes	4.5		0	No
			Average:	14.65	70	91.67	2.98	57	79.17	4.24	81	95.83	#DIV/0!	0	0.00			





Ad Deshpande
Course Teacher

D. Deshpande
Head of the Department

S. Deshpande
Principal



Principal
Vasantdada Sugar Institute
Manjari (Bk.), Tal. Haveli,
Dist. Pune - 412 307

 VASANTDADA SUGAR INSTITUTE, PUNE		Performance Indicator			
		PROGRAM:	M.Sc. Env Sci		
ACADEMIC YEAR:	2022-23	COURSE CODE :	EVSUT 236		
TERM/SEM:	III	COURSE:	Environment Resource & Monitoring		
CLASS:	Second Year	COURSE TEACHER:	Dr. VP Pati		
PO		CO1	CO2	CO3	CO4
PO1: Knowledge		y	y	y	y
PO to CO Mapping for PO 1		3	3	3	3
PO2: Problem Analyses		y	y	y	y
PO to CO Mapping for PO 2		1	2	2	1
PO3: Designing Solutions		y			y
PO to CO Mapping for PO 3		1	--	--	1
PO4: Modern tool usage			y		y
PO to CO Mapping for PO 4		--	2	--	1
PO5: Communication Development		y	y	y	y
PO to CO Mapping for PO 5		2	2	2	2
PO6: Employability		y	y	y	y
PO to CO Mapping for PO 6		2	2	2	2
PO7: Ethics		y	y	y	y
PO to CO Mapping for PO 7		1	1	1	1
PO8: Environment and Sustainability		y			
PO to CO Mapping for PO 8		2	--	--	--
PO9: Science and Society		y	y	y	y
PO to CO Mapping for PO 9		1	1	1	1
PO10: Life-long learning		y	y	y	y
PO to CO Mapping for PO 10		1	1	1	1
 Course Teacher		 Head of the Department		 Principal	

Principal
Vasantdada Sugar Institute
 Manjari (Bk.), Tal. Haveli,
 Dist. Pune - 412 307





VASANTDADA
SUGAR INSTITUTE,
PUNE

ASSESSMENT AND EVALUATION OF PROGRAM OUTCOMES

ACADEMIC YEAR:	2022-23	COURSE CODE:	Env Sci	MAPPING CORELATION	
TERM/SEM:	III	COURSE:	Environment Resource & Monitoring	HIGH	3
COURSE TEACHER:	Dr.VP Patil	CLASS:	Second Year	MEDIUM	2
				LOW	1

COURSE ARTICULATION MATRIX

CO	PROGRAM OUTCOMES									
	PO1	PO2	PO3	PO4	PO5	PO6	PO7	PO8	PO9	PO10
CO1	3	1	1		2	2	1	2	1	1
CO2	3	2		2	2	2	1		1	1
CO3	3	2			2	2	1		1	1
CO4	3	1	1	1	2	2	1		1	1
AVERAGE	3.0	2	1	2	2	2	1	2	1	1

Course Outcome - Program Outcome Acquisition Matrix

CO	PROGRAM OUTCOMES									
	PO1	PO2	PO3	PO4	PO5	PO6	PO7	PO8	PO9	PO10
CH323	3.0	2	1	2	2	2	1	2	1	1

Course Outcome - Attainment

Course Outcomes	Blooms Level	Assesed Through			Class Average Target	Attainment of CO Through			Average Achieved	Percentage of CO Attainment
		ETE	IA	PR		ETE	CIA	PR		
CO1	K_3	Yes	Yes		40	57.14	49.58		53.36	100.00
CO2	K_2	Yes	Yes		40	57.14	0.00		28.57	71.43
CO3	K_1	Yes	Yes		40	57.14	49.58		53.36	100.00
CO4	K_2	Yes	Yes		40	57.14	49.58		53.36	100.00

Program Outcome Attainment

Course Outcomes	PO's									
	PO1	PO2	PO3	PO4	PO5	PO6	PO7	PO8	PO9	PO10
CO1	3	1	1		2	2	1	2	1	1
CO2	3	1		1	1	1	1		1	1
CO3	3	2			2	2	1		1	1
CO4	3	1	1	1	2	2	1		1	1
AVERAGE	3.00	1.36	1.00	1.21	1.86	1.86	0.93	2.00	0.93	0.93

Course Outcome - Program Outcome Attainment Matrix

CO	PO's									
	PO1	PO2	PO3	PO4	PO5	PO6	PO7	PO8	PO9	PO10
Course Code: WT 2.5	3.00	1.36	1.00	1.21	1.86	1.86	0.93	2.00	0.93	0.93
Target for PO	3.0	2	1	2	2	2	1	2	1	1
Achieved PO	3.00	1.36	1.00	1.21	1.86	1.86	0.93	2.00	0.93	0.93
% Achievement of PO	100.0	75.0	100.0	75.0	92.9	92.9	92.9	100.0	92.9	92.9
Attainment Level of PO	3	3	3	3	3	3	3	3	3	3
Course Teacher	Head of the Department					Principal				

Principal
Vasantdada Sugar Institute
Manjari (Bk.), Tal. Haveli,
Dist. Pune - 412 307



Vasantdada Sugar Institute, Pune		ATTAINMENT OF COURSE OUTCOMES						
VASANTDADA SUGAR INSTITUTE, PUNE		CLASS:	ATTAINMENT LEVEL					
MSc Env Sci		Second Year	1	2	3			
ACADEMIC YEAR: 2022-23		COURSE: EIA & ENVIRONMENTAL MONITORING & RESOURCE	40	60	80			
SEM: III		COURSE CODE: EVSUT 231						
		COURSE TEACHER: Dr. A B Deshmane						
Sr. NO.	CO	COURSE OUTCOMES	TARGET FOR COs %	EXTERNAL THEORY EXAM TARGETS ACHIEVED (%)	CIA TARGETS ACHIEVED (%)	Average Achievement (%)	ATTAINMENT LEVEL	RESULT
1	CO1	Understanding the Porcess of Environmental monitoring basis of resources to be monitor	40	0.00	91.67	45.83	1	Yes
2	CO2	Study of Air quality parameters and standards	40	0.00	0.00	0.00	0	No
3	CO3	Monitoring of soi, Forest & water Studies	40	0.00	0.00	0.00	0	No
Average			40	0.00	30.56	15.28	0	No
		Head of the Department				Principal		

Principal
Vasantdada Sugar Institute
 Manjari (Bk.), Tal. Haveli,
 Dist. Pune - 412 307





VASANTDADA SUGAR
INSTITUTE, PUNE

**RECORD OF CONTINUOUS INTERNAL ASSESSMENT
MARKS**

PROGRAM	M.Sc. Environmental Sciences
COURSE	ENVIRONMENT RESOURCE & MONITORING
COURSE CODE	EVSUT 236
COURSE TEACHER	Dr VP Patil

ACADEMIC YEAR	2022-23
Sem	III
CLASS	Second Year

Sr. NO.	Roll No.	Name	ACTIVITY 1 (Written test dated 22 Nov 2022)			ACTIVITY 2 (Presentation dated 9 June 2023)			ACTIVITY 3 (Field work dated 9 June 2023)			ACTIVITY 4 (Oral dated 9 June 2023)						
			Max Marks	20	%	Y/N	Max Marks	5	%	Y/N	Max Marks	5	%	Y/N	Max Marks	15	%	Y/N
1	ES 2021-01	Bhosale Nishita Bhagywant	11		55	Yes												No
2	ES 2021-02	Borse Priyanka Govind	7		35	No												No
3	ES 2021-03	Chikane Rohit Sanjay	8		40	Yes												No
4	ES 2021-04	Choudhari Akash Rameshwar	11		55	Yes												No
5	ES 2021-05	Deokate Shreyash Tukaram	10		50	Yes												No
6	ES 2021-06	Gaikwad Suresh Ramesh	9		45	Yes												No
7	ES 2021-07	Garud Siddhi Sanjay	11		55	Yes												No
8	ES 2021-08	Jadhav Suraj Uttam	11		55	Yes												No
9	ES 2021-09	Jadhav Varsha Mahadev	11		55	Yes												No
10	ES 2021-10	Jagtap Bhagwan Gorakshanath	11		55	Yes												No
11	ES 2021-11	Jambhale Madhu Sunil	8		40	Yes												No
12	ES 2021-12	Kalkade Shivraj Sanish	9		45	Yes												No
13	ES 2021-13	Madake Bhushan Lohurao	10		50	Yes												No
14	ES 2021-14	Mishra Abhijit Lakshminarayan	11		55	Yes												No
15	ES 2021-16	Patil Anisha Anuram	13		65	Yes												No
16	ES 2021-17	Patil Rajavardhan Dilip	10		50	Yes												No
17	ES 2021-18	Salunkhe Ujwala Hanumanat	9		45	Yes												No
18	ES 2021-19	Shedkar Pratiksha Sanjay	11		55	Yes												No
19	ES 2021-20	Shelke Pratiksha Digambar	11		55	Yes												No
20	ES 2021-21	Thorat Dipati Subhash	11		55	Yes												No
21	ES 2021-22	Waske Mahendra Kishor	11		55	Yes												No
22	ES 2021-23	Disale Rohan Ramesh	11		55	Yes												No
23	ES 2021-24	Yadav Vaibhav Chandrakant	13		65	Yes												No
Average:			10.35		50	91.67												0.00

[Signature]
Course Teacher

[Signature]
Head of the Department

[Signature]
Principal



Principal
Vasantdada Sugar Institute
Manjari (Bk.), Tal. H
Dist. Pune - 412

RECORD OF EXTERNAL THEORY EXAM MARKS

Sl. No.	Roll No	Name	CO1			CO2			CO3			CO4			Total Marks			
			Max Marks	0	%	Y/N	Max Marks	0	%	Y/N	Max Marks	0	%	Y/N	Max Marks	35	%	Y/N
	ES 2021-01	Bhosale Nishita Bhagywant													22		63	Y
	ES 2021-02	Borse Priyanka Govind													15		43	Y
	ES 2021-03	Chikane Rohit Sanjay													23		66	Y
	ES 2021-04	Choudhari Akash Rameshwar													22		63	Y
	ES 2021-05	Deokate Shreyash Tukaram													20		57	Y
	ES 2021-06	Gaikwad Somesh Ramesh													20		57	Y
	ES 2021-07	Gerud Siddhi Sanjay													23		66	Y
	ES 2021-08	Jadhav Suraj Utram													23		66	Y
	ES 2021-09	Jadhav Varsha Mahadev													23		66	Y
	ES 2021-10	Jagtap Bhagwan Gorakshanath													20		57	Y
	ES 2021-11	Jambhale Madhu Sunil													21		60	Y
	ES 2021-12	Kakade Shivraj Satish													19		54	Y
	ES 2021-13	Madake Bhushan Labhuroo													17		49	Y
	ES 2021-14	Mishra Abhijit Lakshminarayan													24		69	Y
	ES 2021-16	Patil Anisha Atmaram													20		57	Y
	ES 2021-17	Patil Rajavardhan Dilip													14		40	Y
	ES 2021-18	Sakunke Ujwala Hammanat													19		54	Y
	ES 2021-19	Shekhar Pratiksha Sanjay													27		77	Y
	ES 2021-20	Shelke Pratiksha Diganbar													20		57	Y
	ES 2021-21	Thorat Dipati Subhash													27		77	Y
	ES 2021-22	Waske Mahendra Kishor													24		69	Y
	ES 2021-23	Disale Rohan Ramesh													17		49	Y
	ES 2021-24	Yadav Vaibhav Chandrakant													20		57	Y
																	0	N
		Average:													20.9		57	95.83



Principal

Head of the Department

Course Teacher

Principal Institute
Vasantdada Sugar Institute
Soniari (Bk.), Tal. Haveli

 VASANTDADA SUGAR INSTITUTE, PUNE		Performance Indicator			
		PROGRAM:	M.Sc. Env Sci		
ACADEMIC YEAR:	2021-22	COURSE CODE :	EVSUT 111		
TERM/SEM:	I	COURSE:	ENVIRONMENTL BIOLOGY & BIODIVERSI		
CLASS:	First Year	COURSE TEACHER:	Dr. A B Deshmane		
PO		CO1	CO2	CO3	CO4
PO1: Knowledge		y	y	y	y
PO to CO Mapping for PO 1		3	3	3	3
PO2: Problem Analyses		y	y	y	y
PO to CO Mapping for PO 2		1	2	2	1
PO3: Designing Solutions		y			y
PO to CO Mapping for PO 3		1	--	--	1
PO4: Modern tool usage			y		y
PO to CO Mapping for PO 4		--	2	--	1
PO5: Communication Development		y	y	y	y
PO to CO Mapping for PO 5		2	2	2	2
PO6: Employability		y	y	y	y
PO to CO Mapping for PO 6		2	2	2	2
PO7: Ethics		y	y	y	y
PO to CO Mapping for PO 7		1	1	1	1
PO8: Environment and Sustainability		y			
PO to CO Mapping for PO 8		2	--	--	--
PO9: Science and Society		y	y	y	y
PO to CO Mapping for PO 9		1	1	1	1
PO10: Life-long learning		y	y	y	y
PO to CO Mapping for PO 10		1	1	1	1
 Course Teacher		 Head of the Department		 Principal	



Principal
Vasantdada Sugar Institute
 Manjari (Bk.), Tal. Haveli,
 Dist. Pune - 412 307



VASANTDADA
SUGAR INSTITUTE,
PUNE

ASSESSMENT AND EVALUATION OF PROGRAM OUTCOMES

ACADEMIC YEAR:	2021-22	COURSE CODE:	Env Sci	MAPPING CORRELATION	
TERM/SEM:	I	COURSE:	ENVIRONMENTL BIOLOGY & BIODIV	HIGH	3
COURSE TEACHER:	Dr.AB Deshmane	CLASS:	First Year	MEDIUM	2
				LOW	1

COURSE ARTICULATION MATRIX

CO	PROGRAM OUTCOMES									
	PO1	PO2	PO3	PO4	PO5	PO6	PO7	PO8	PO9	PO10
CO1	3	1	1		2	2	1	2	1	1
CO2	3	2		2	2	2	1		1	1
CO3	3	2			2	2	1		1	1
CO4	3	1	1	1	2	2	1		1	1
AVERAGE	3.0	2	1	2	2	2	1	2	1	1

Course Outcome - Program Outcome Acquisition Matrix

CO	PROGRAM OUTCOMES									
	PO1	PO2	PO3	PO4	PO5	PO6	PO7	PO8	PO9	PO10
CH323	3.0	2	1	2	2	2	1	2	1	1

Course Outcome - Attainment

Course Outcomes	Blooms Level	Assessed Through			Class Average Target	Attainment of CO Through			Average Achieved	Percentage of CO Attainment
		ETE	IA	PR		ETE	CIA	PR		
CO1	K_3	Yes	Yes		40	70.48	64.17		67.32	100.00
CO2	K_2	Yes	Yes		40	70.48	66.67		68.57	100.00
CO3	K_1	Yes	Yes		40	70.48	64.17		67.32	100.00
CO4	K_2	Yes	Yes		40	70.48	64.17		67.32	100.00

Program Outcome Attainment

Course Outcomes	PO's									
	PO1	PO2	PO3	PO4	PO5	PO6	PO7	PO8	PO9	PO10
CO1	3	1	1		2	2	1	2	1	1
CO2	3	2		2	2	2	1		1	1
CO3	3	2			2	2	1		1	1
CO4	3	1	1	1	2	2	1		1	1
AVERAGE	3.00	1.50	1.00	1.50	2.00	2.00	1.00	2.00	1.00	1.00

Course Outcome - Program Outcome Attainment Matrix

CO	PO's									
	PO1	PO2	PO3	PO4	PO5	PO6	PO7	PO8	PO9	PO10
Course Code: WT 2.5	3.00	1.50	1.00	1.50	2.00	2.00	1.00	2.00	1.00	1.00
Target for PO	3.0	2	1	2	2	2	1	2	1	1
Achieved PO	3.00	1.50	1.00	1.50	2.00	2.00	1.00	2.00	1.00	1.00
% Achlevment of PO	100.0	75.0	100.0	75.0	100.0	100.0	100.0	100.0	100.0	100.0
Attainment Level of PO	3	3	3	3	3	3	3	3	3	3

Course Teacher

Head of the Department

Principal

Principal
Vasantdada Sugar Institute
Manjari (Bk.), Tal. Haveli,
Dist. Pune - 412 307





VASANTDADA SUGAR INSTITUTE, PUNE

ATTAINMENT OF COURSE OUTCOMES

CLASS:	First Year	ATTAINMENT LEVEL		
		1	2	3
COURSE	ENVIRONMENTAL BIOLOGY & BIODIVERSITY	40	60	80
COURSE CODE	EVSUT 111			
COURSE TEACHER:	Dr. A B Deshmane			

Sr. NO.	CO	COURSE OUTCOMES	TARGET FOR COS %	EXTERNAL THEORY EXAM TARGETS ACHIEVED (%) A	CIA TARGETS ACHIEVED (%) B	Average Achievement (%)	ATTAINMENT LEVEL	RESULT
1	CO1	Understanding the concept of Environmental biology including ecosystem, ecotone, ecological efficiencis and pyramids	40	100.00	95.83	97.92	3	Yes
2	CO2	To Study environmental Microbial Ecology, carrying capacity, biodiversity	40	100.00	95.83	97.92	3	Yes
3	CO3	Study of plant & Animal behaviour, terristrial and aquatic biomass	40	100.00	95.83	97.92	3	Yes
		Average	40	100.00	95.83	97.92	3	Yes

Course Teacher	J. Desai
	for Head of the Department
Principal	J. Desai
	Principal



Principal
Vasantdada Sugar Institu
 Manjari (Bk.), Tal. Haveli,
 Dist. Pune - 412 307



VASANTDADA SUGAR
INSTITUTE, PUNE

RECORD OF EXTERNAL THEORY EXAM MARKS

		PROGRAM		COURSE		COURSE CODE		COURSE TEACHER						
		M.Sc. Env Sci		ENVIRONMENTAL BIOLOGY & BIODIVERSITY		EVSUT 111		Dr. AB Deshmane						
ACADEMIC YEAR		TERM		CLASS										
2021-2022		I		First Year										
Sr. NO.	Roll No	Name	CO1		CO2		CO3		CO4		Total Marks			
			Max Marks	%	Y/N	5	%	Y/N	5	%	Y/N	Max Marks	%	Y/N
1	ES 2021-01	Bhosale Nishita Bhagyvant									59	84	Y	
2	ES 2021-02	Borse Priyanka Govind									42	60	Y	
3	ES 2021-03	Chikane Rohit Sanjay									29	41	Y	
4	ES 2021-04	Choudhari Akash Rameshwar									55	79	Y	
5	ES 2021-05	Deokate Shreyash Tukaram									45	64	Y	
6	ES 2021-06	Gaikwad Suresh Ramesh									52	74	Y	
7	ES 2021-07	Garud Siddhi Sanjay									52	74	Y	
8	ES 2021-08	Jadhav Suraj Uttam									62	89	Y	
9	ES 2021-09	Jadhav Varsha Mahadev									53	76	Y	
10	ES 2021-10	Jagtap Bhagwan Gorakshanath									50	71	Y	
11	ES 2021-11	Jambhale Madhu Sunil									62	89	Y	
12	ES 2021-12	Kakade Shivraj Satish									52	74	Y	
13	ES 2021-13	Madake Bhushan Leharao									50	71	Y	
14	ES 2021-14	Mishra Abhijit Lakshminarayan									49	70	Y	
15	ES 2021-16	Patil Anisha Atmaram									49	70	Y	
16	ES 2021-17	Patil Rajvardhan Dilip									46	66	Y	
17	ES 2021-18	Salunkhe Ujwala Hanmanant									64	91	Y	
18	ES 2021-19	Shekhar Pratiksha Sanjay									45	64	Y	
19	ES 2021-20	Shelke Pratiksha Digambar									56	80	Y	
20	ES 2021-21	Thorat Dipali Subhash									53	76	Y	
21	ES 2021-22	Waske Mahendra Kishor									55	79	Y	
22	ES 2021-23	Disale Rohan Ramesh									48	69	Y	
23	ES 2021-24	Yadav Vaibhav Chandrakant									56	80	Y	
24												0	0	Y
Average:											51.5	70	100.00	

[Signature]
Course Teacher

[Signature]
Head of the Department



[Signature]
Principal

Principal
Vasantdada Sugar Institute



VASANTDADA SUGAR
INSTITUTE, PUNE

RECORD OF CONTINUOUS INTERNAL ASSESSMENT MARKS

ACADEMIC YEAR	2021-2022
Sem	I
CLASS	First Year
PROGRAM	M.Sc. Environmental Sciences
COURSE	ENVIRONMENTAL BIOLOGY & BIODIVERSITY
COURSE CODE	EVSUT 111
COURSE TEACHER	Dr. AB Deshmane

Sr. NO.	Roll No.	Name	ACTIVITY 1 (Written test dated 22 Nov 2022)			ACTIVITY 2 (Presentation dated 9 June 2023)			ACTIVITY 3 (Field work dated 9 June 2023)			ACTIVITY 4 (Oral dated 9 June 2023)				
			Max Marks	20	%	Y/N	Max Marks	5	%	Y/N	Max Marks	5	%	Y/N	Max Marks	5
1	ES 2021-01	Bhosale Nishita Bhagyant	15		75	Yes	4	80	Yes	4	80	Yes			0	No
2	ES 2021-02	Borse Priyanka Govind	8		40	Yes	3	60	Yes	2	40	Yes			0	No
3	ES 2021-03	Chikane Rohit Sanjay	10		50	Yes	3	60	Yes	2	40	Yes			0	No
4	ES 2021-04	Choudhari Akash Rameshwar	12		60	Yes	3	60	Yes	2	40	Yes			0	No
5	ES 2021-05	Deokate Shreyash Tukaram	11		55	Yes	4	80	Yes	3	60	Yes			0	No
6	ES 2021-06	Gaukwad Sornesh Ramesh	13		65	Yes	4	80	Yes	4	80	Yes			0	No
7	ES 2021-07	Garud Siddhi Sanjay	18		90	Yes	4	80	Yes	4	80	Yes			0	No
8	ES 2021-08	Jadhav Suraj Uttam	12		60	Yes	3	60	Yes	2	40	Yes			0	No
9	ES 2021-09	Jadhav Varsha Mahadev	17		85	Yes	4	80	Yes	4	80	Yes			0	No
10	ES 2021-10	Jagtap Bhagwan Gorakshanath	10		50	Yes	3	60	Yes	4	80	Yes			0	No
11	ES 2021-11	Jambhale Madhu Sunil	15		75	Yes	3	60	Yes	3	60	Yes			0	No
12	ES 2021-12	Kaikade Shivraj Satish	13		65	Yes	3	60	Yes	3	60	Yes			0	No
13	ES 2021-13	Mudike Bhushan Lahurao	14		70	Yes	4	80	Yes	3	60	Yes			0	No
14	ES 2021-14	Mishra Abhijit Lakshminarayan	15		75	Yes	5	100	Yes	3	60	Yes			0	No
15	ES 2021-16	Patil Anisha Atmaram	18		90	Yes	4	80	Yes	4	80	Yes			0	No
16	ES 2021-17	Patil Rajvardhan Dilip	10		50	Yes	4	80	Yes	3	60	Yes			0	No
17	ES 2021-18	Salunkhe Ujwala Hanumanat	11		55	Yes	3	60	Yes	3	60	Yes			0	No
18	ES 2021-19	Shekhar Pratiksha Sanjay	17		85	Yes	3	60	Yes	3	60	Yes			0	No
19	ES 2021-20	Shelke Pratiksha Digambar	15		75	Yes	4	80	Yes	4	80	Yes			0	No
20	ES 2021-21	Thorat Dipali Subhash	12		60	Yes	4	80	Yes	4	80	Yes			0	No
21	ES 2021-22	Waske Mahendra Kishor	16		80	Yes	4	80	Yes	3	60	Yes			0	No
22	ES 2021-23	Disale Rohan Ramesh	10		50	Yes	2	40	Yes	3	60	Yes			0	No
23	ES 2021-24	Yadav Vaibhav Chandrakant	16		80	Yes	2	40	Yes	4	80	Yes			0	No
Average:			13.39	64	67	95.83	3.48	67	95.83	3.17	61	95.83	#DIV/0!	0	0	0.00

J. Desai
Course Teacher

J. Desai
Head of the Department

J. Desai
Principal



Principal
Vasantdada Sugar Institute
Manjari (Bk.), Tal. Haveli,
Dist. Pune - 412 307

 VASANTDADA SUGAR INSTITUTE, PUNE		Performance Indicator			
		PROGRAM:	M.Sc. Env Sci		
ACADEMIC YEAR:	2021-22	COURSE CODE :	EVSUT 112		
TERM/SEM:	I	COURSE:	ENVIRONMENTAL PHYSICS & CHEMISTRY		
CLASS:	First Year	COURSE TEACHER:	Dr. HN Hingane		
PO		CO1	CO2	CO3	CO4
PO1: Knowledge		y	y	y	y
PO to CO Mapping for PO 1		3	3	3	3
PO2: Problem Analyses		y	y	y	y
PO to CO Mapping for PO 2		1	2	2	1
PO3: Designing Solutions		y			y
PO to CO Mapping for PO 3		1	--	--	1
PO4: Modern tool usage			y		y
PO to CO Mapping for PO 4		--	2	--	1
PO5: Communication Development		y	y	y	y
PO to CO Mapping for PO 5		2	2	2	2
PO6: Employability		y	y	y	y
PO to CO Mapping for PO 6		2	2	2	2
PO7: Ethics		y	y	y	y
PO to CO Mapping for PO 7		1	1	1	1
PO8: Environment and Sustainability		y			
PO to CO Mapping for PO 8		2	--	--	--
PO9: Science and Society		y	y	y	y
PO to CO Mapping for PO 9		1	1	1	1
PO10: Life-long learning		y	y	y	y
PO to CO Mapping for PO 10		1	1	1	1
 Course Teacher		 Head of the Department			
		 Principal			



Principal
Vasantdada Sugar Institute
 Manjari (Bk.), Tal. Haveli,
 Dist. Pune - 412 307



VASANTDADA
SUGAR INSTITUTE,
PUNE

ASSESSMENT AND EVALUATION OF PROGRAM OUTCOMES

ACADEMIC YEAR:	2021-22	COURSE CODE:	Env Sci	MAPPING CORRELATION	
TERM/SEM:	I	COURSE:	ENVIRONMENTAL PHYSICS & CHEM	HIGH	3
COURSE TEACHER:	Dr. HN Hingane	CLASS:	First Year	MEDIUM	2
				LOW	1

COURSE ARTICULATION MATRIX

CO	PROGRAM OUTCOMES									
	PO1	PO2	PO3	PO4	PO5	PO6	PO7	PO8	PO9	PO10
CO1	3	1	1		2	2	1	2	1	1
CO2	3	2		2	2	2	1		1	1
CO3	3	2			2	2	1		1	1
CO4	3	1	1	1	2	2	1		1	1
AVERAGE	3.0	2	1	2	2	2	1	2	1	1

Course Outcome - Program Outcome Acquisition Matrix

CO	PROGRAM OUTCOMES									
	PO1	PO2	PO3	PO4	PO5	PO6	PO7	PO8	PO9	PO10
CH323	3.0	2	1	2	2	2	1	2	1	1

Course Outcome - Attainment

Course Outcomes	Blooms Level	Assessed Through			Class Average Target	Attainment of CO Through			Average Achieved	Percentage of CO Attainment
		ETE	IA	PR		ETE	CIA	PR		
CO1	K_3	Yes	Yes		40	90.54	58.33	74.43	100.00	
CO2	K_2	Yes	Yes		40	90.54	60.00	75.27	100.00	
CO3	K_1	Yes	Yes		40	90.54	58.33	74.43	100.00	
CO4	K_2	Yes	Yes		40	90.54	58.33	74.43	100.00	

Program Outcome Attainment

Course Outcomes	PO's									
	PO1	PO2	PO3	PO4	PO5	PO6	PO7	PO8	PO9	PO10
CO1	3	1	1		2	2	1	2	1	1
CO2	3	2		2	2	2	1		1	1
CO3	3	2			2	2	1		1	1
CO4	3	1	1	1	2	2	1		1	1
AVERAGE	3.00	1.80	1.00	1.50	2.00	2.00	1.00	2.00	1.00	1.00

Course Outcome - Program Outcome Attainment Matrix

CO	PO's									
	PO1	PO2	PO3	PO4	PO5	PO6	PO7	PO8	PO9	PO10
Course Code: WT 2.5	3.00	1.50	1.00	1.50	2.00	2.00	1.00	2.00	1.00	1.00
Target for PO	3.0	2	1	2	2	2	1	2	1	1
Achieved PO	3.00	1.50	1.00	1.50	2.00	2.00	1.00	2.00	1.00	1.00
% Achievement of PO	100.0	75.0	100.0	75.0	100.0	100.0	100.0	100.0	100.0	100.0
Attainment Level of PO	3	3	3	3	3	3	3	3	3	3

HNH
Course Teacher

Head of the Department

Principal



Principal
Vasantdada Sugar Institute
Manjari (Bk.), Tal. Haveli,
Dist. Pune - 412 307

Vasantdada Sugar Institute, Pune		ATTAINMENT OF COURSE OUTCOMES						
VASANTDADA SUGAR INSTITUTE, PUNE		CLASS:	First Year			ATTAINMENT LEVEL		
MSc Env Sci		COURSE	ENVIRONMENTAL PHYSICS & CHEMISTRY			1	2	
ACADEMIC YEAR: 2021-22		COURSE CODE				40	60	
SEM: I		COURSE TEACHER:	Dr. HN Hingane			80	80	
Sr. NO.	CO	COURSE OUTCOMES	TARGET FOR COs %	EXTERNAL THEORY EXAM TARGETS ACHIEVED (%) A	CIA TARGETS ACHIEVED (%) B	Average Achievement (%)	ATTAINMENT LEVEL	RESULT
1	CO1	Explain different types of instruments its Principle, construction and working use in Environmental resource analysis (Water, waste water, Soil, Solid waste)	40	100.00	95.83	97.92	3	Yes
2	CO2	Understanding basics of thermodynamics theory & laws and its correlation with biotic and abiotic factors. Carnot cycle, throttling, refrigerator process and its environmental	40	100.00	95.83	97.92	3	Yes
3	CO3	Explain stoichiometry, mass balance equation, waste water parameters, water chemistry, radiation, Redox potentials, role of Hydrocarbons.	40	100.00	87.50	93.75	3	Yes
Average			40	100.00	93.06	96.53	3	Yes
HNM		Head of the Department						
Course Teacher		Principal						



Principal
Vasantdada Sugar Institute
 Manjari (Bk.), Tal. Haveli,
 Dist. Pune - 412 307



VASANTDADA SUGAR INSTITUTE, PUNE

RECORD OF EXTERNAL THEORY EXAM MARKS

Sr. NO.	Roll No	Name	CO1			CO2			CO3			CO4			Total Marks		
			Max Marks	%	Y/N	Max Marks	%	Y/N	Max Marks	%	Y/N	Max Marks	%	Y/N	Max Marks	%	Y/N
1	ES 2021-01	Bhosale Nishita Bhagywant													64	91	Y
2	ES 2021-02	Borse Priyanka Govind													57	81	Y
3	ES 2021-03	Chikane Rohit Sanjay													64	91	Y
4	ES 2021-04	Choudhari Akash Rameshwar													52	74	Y
5	ES 2021-05	Duokate Shreyash Tukaram													67	96	Y
6	ES 2021-06	Geikwad Somesh Ramesh													70	100	Y
7	ES 2021-07	Garud Siddhi Sanjay													70	100	Y
8	ES 2021-08	Jadhav Suraj Uttam													63	90	Y
9	ES 2021-09	Jadhav Yashu Mahadev													70	100	Y
10	ES 2021-10	Jagtap Bhagwan Gonakhanath													70	100	Y
11	ES 2021-11	Jambhale Madhu Sunil													69	99	Y
12	ES 2021-12	Kakade Shivraj Satish													63	90	Y
13	ES 2021-13	Madake Bhushan Lahuroo													70	100	Y
14	ES 2021-14	Mishra Abhijit Lakshminarayan													70	100	Y
15	ES 2021-16	Patil Anisha Atmanam													66	94	Y
16	ES 2021-17	Patil Rajvardhan Dilip													70	100	Y
17	ES 2021-18	Salunkhe Ujala Himanant													70	100	Y
18	ES 2021-19	Shekhar Pratiksha Sanjay													69	99	Y
19	ES 2021-20	Sheike Pratiksha Digambar													62	89	Y
20	ES 2021-21	Thorat Dipali Subhash													62	89	Y
21	ES 2021-22	Waske Mahendra Kishor													70	100	Y
22	ES 2021-23	Disale Rohan Ramesh													66	94	Y
23	ES 2021-24	Yadav Vaibhav Chandrakant													67	96	Y
24															66.1	91	100.00
Average:																	

[Signature]
Principal



[Signature]
Head of the Department

[Signature]
Course Teacher

Principal
Vasantdada Sugar Institute
M. S. Ingole (Rk), Tal. Haveli,



VASANTDADA SUGAR
INSTITUTE, PUNE

RECORD OF CONTINUOUS INTERNAL ASSESSMENT MARKS

	PROGRAM	M.Sc. Environmental Sciences
ACADEMIC YEAR	COURSE	ENVIRONMENTAL PHYSICS & CHEMISTRY
Sem	COURSE CODE	EVSUT 112
CLASS	COURSE TEACHER	Dr. HN Hingane

Sr. NO.	Roll No.	Name	ACTIVITY 1 (Written test dated 22 Nov 2022)			ACTIVITY 2 (Presentation dated 9 June 2023)			ACTIVITY 3 (Field work dated 9 June 2023)			ACTIVITY 4 (Oral dated 9 June 2023)					
			Max Marks	20	%	Y/N	Max Marks	5	%	Y/N	Max Marks	5	%	Y/N	Max Marks	15	%
1	ES 2021-01	Bhosale Nishita Bhagywant	17		85	Yes	4	80	Yes	4	4	80	Yes			0	No
2	ES 2021-02	Borse Priyanka Govind	10		50	Yes	2	40	Yes	3	3	60	Yes			0	No
3	ES 2021-03	Chikame Rohit Sanjay	9		45	Yes	4	80	Yes	2	2	40	Yes			0	No
4	ES 2021-04	Choudhari Akash Rameshwar	8		40	Yes	3	60	Yes	3	3	60	Yes			0	No
5	ES 2021-05	Deokate Shreyash Tukaram	13		65	Yes	3	60	Yes	3	3	60	Yes			0	No
6	ES 2021-06	Gaikwad Suresh Ramesh	13		65	Yes	4	80	Yes	2	2	40	Yes			0	No
7	ES 2021-07	Garud Siddhi Sanjay	14		70	Yes	2	40	Yes	2	2	40	Yes			0	No
8	ES 2021-08	Jadhav Suraj Urnam	13		65	Yes	2	40	Yes	2	2	40	Yes			0	No
9	ES 2021-09	Jadhav Varsha Mahadev	16		80	Yes	3	60	Yes	2	2	40	Yes			0	No
10	ES 2021-10	Jagtap Bhagwan Gorakshanath	12		60	Yes	3	60	Yes	2	2	40	Yes			0	No
11	ES 2021-11	Jambhale Madhu Sunil	9		45	Yes	3	60	Yes	4	4	80	Yes			0	No
12	ES 2021-12	Kakade Shivraj Satish	12		60	Yes	3	60	Yes	1	1	20	No			0	No
13	ES 2021-13	Madake Bhushan Loharao	8		40	Yes	4	80	Yes	2	2	40	Yes			0	No
14	ES 2021-14	Mishra Abhijit Lakshminarayan	10		50	Yes	5	100	Yes	2	2	40	Yes			0	No
15	ES 2021-16	Patil Anisha Atmaram	17		85	Yes	3	60	Yes	3	3	60	Yes			0	No
16	ES 2021-17	Patil Rajavardhan Dilip	9		45	Yes	3	60	Yes	2	2	40	Yes			0	No
17	ES 2021-18	Salunkhe Ujwala Hanumanat	12		60	Yes	3	60	Yes	2	2	40	Yes			0	No
18	ES 2021-19	Shelkar Pratiksha Sanjay	14		70	Yes	2	40	Yes	2	2	40	Yes			0	No
19	ES 2021-20	Shelke Pratiksha Digambar	13		65	Yes	3	60	Yes	3	3	60	Yes			0	No
20	ES 2021-21	Thorat Dipati Subhash	15		75	Yes	4	80	Yes	2	2	40	Yes			0	No
21	ES 2021-22	Waske Mahendra Kishor	15		75	Yes	2	40	Yes	1	1	20	No			0	No
22	ES 2021-23	Disale Rohan Ramesh	9		45	Yes	3	60	Yes	3	3	60	Yes			0	No
23	ES 2021-24	Yadav Vaibhav Chandrakant	12		60	Yes	4	80	Yes	3	3	60	Yes			0	No
					0	No		0	No			0	No			0	No
			Average:	12.17	58	95.83	3.13	60	95.83	2.39	46	87.50	#DIV/0!	0	0.00		


HNH

Head of the Department

Principal



Principal
Vasantdada Sugar Institute
Manjari (Bk.), Tal. Haveli,
Dist. Pune - 412 307

 VASANTDADA SUGAR INSTITUTE, PUNE		ATTAINMENT OF COURSE OUTCOMES	
Msc . Env		CLASS: First Year	COURSE CODE: EVSUT 112
ACADEMIC YEAR: 2021-22		COURSE: ENVIRONMENTAL PHYSICS & CHEMISTRY	
TERM: I		COURSE TEACHER: Dr. HN Hingane	

Sr. No.	PO / PSO Having Less Attainment	CO Mapped with the PO/PSO in case less Attainment	Action Taken	Justification for Action	Plan for Next Academic Year
1		CO4 Target not achieved	More focus will be given on concepts of effectiveness factor	Numericals based on concepts of effectiveness factor	More numericals will be solved
2		CO5 target not achieved	Concept of M.B for extraction to be addressed in detail	Not able to understand multicomponent extraction operation at third Year level	Elaborate with industrial problems
3					
4					
5					
6					

HNH
Course Teacher

HNH
Head of the Department



 VASANTDADA SUGAR INSTITUTE, PUNE		Performance Indicator			
		PROGRAM:	M.Sc. Env Sci		
ACADEMIC YEAR:	2022-23	COURSE CODE :	EVSUT 113		
TERM/SEM:	I	COURSE:	RTH, OCEAN & ATMOSPHERIC SCIENC		
CLASS:	First year	COURSE TEACHER:	Dr. A B Deshmans (Vivek Pali)		
PO		CO1	CO2	CO3	CO4
PO1: Knowledge		y	y	y	y
PO to CO Mapping for PO 1		3	3	3	3
PO2: Problem Analyses		y	y	y	y
PO to CO Mapping for PO 2		1	2	2	1
PO3: Designing Solutions		y			y
PO to CO Mapping for PO 3		1	--	--	1
PO4: Modern tool usage			y		y
PO to CO Mapping for PO 4		--	2	--	1
PO5: Communication Development		y	y	y	y
PO to CO Mapping for PO 5		2	2	2	2
PO6: Employability		y	y	y	y
PO to CO Mapping for PO 6		2	2	2	2
PO7: Ethics		y	y	y	y
PO to CO Mapping for PO 7		1	1	1	1
PO8: Environment and Sustainability		y			
PO to CO Mapping for PO 8		2	--	--	--
PO9: Science and Society		y	y	y	y
PO to CO Mapping for PO 9		1	1	1	1
PO10: Life-long learning		y	y	y	y
PO to CO Mapping for PO 10		1	1	1	1
 Course Teacher		 Head of the Department		 Principal	



Principal
Vasantdada Sugar Institute
 Manjari (Bk.), Tal. Haveli,
 Dist. Pune - 412 307



VASANTDADA
SUGAR INSTITUTE,
PUNE

ASSESSMENT AND EVALUATION OF PROGRAM OUTCOMES

ACADEMIC YEAR:	2021-22	COURSE CODE:	Env Sci	MAPPING CORELATION	
TERM/SEM:	I	COURSE:	EARTH, OCEAN & ATMOSPHERIC SCI	HIGH	3
COURSE TEACHER:	Dr. VP Patil	CLASS:	First year	MEDIUM	2
				LOW	1

COURSE ARTICULATION MATRIX

CO	PROGRAM OUTCOMES									
	PO1	PO2	PO3	PO4	PO5	PO6	PO7	PO8	PO9	PO10
CO1	3	1	1		2	2	1	2	1	1
CO2	3	2		2	2	2	1		1	1
CO3	3	2			2	2	1		1	1
CO4	3	1	1	1	2	2	1		1	1
AVERAGE	3.0	2	1	2	2	2	1	2	1	1

Course Outcome - Program Outcome Acquisition Matrix

CO	PROGRAM OUTCOMES									
	PO1	PO2	PO3	PO4	PO5	PO6	PO7	PO8	PO9	PO10
CH323	3.0	2	1	2	2	2	1	2	1	1

Course Outcome - Attainment

Course Outcomes	Blooms Level	Assessed Through			Class Average Target	Attainment of CO Through			Average Achieved	Percentage of CO Attainment
		ETE	IA	PR		ETE	CIA	PR		
CO1	K_3	Yes		Yes	40	67.50		37.08	52.29	100.00
CO2	K_2	Yes		Yes	40	67.50		56.67	62.08	100.00
CO3	K_1	Yes		Yes	40	67.50		37.08	52.29	100.00
CO4	K_2	Yes		Yes	40	67.50		37.08	52.29	100.00

Program Outcome Attainment

Course Outcomes	PO's									
	PO1	PO2	PO3	PO4	PO5	PO6	PO7	PO8	PO9	PO10
CO1	3	1	1		2	2	1	2	1	1
CO2	3	2		2	2	2	1		1	1
CO3	3	2			2	2	1		1	1
CO4	3	1	1	1	2	2	1		1	1
AVERAGE	3.00	1.50	1.00	1.50	2.00	2.00	1.00	2.00	1.00	1.00

Course Outcome - Program Outcome Attainment Matrix

CO	PO's									
	PO1	PO2	PO3	PO4	PO5	PO6	PO7	PO8	PO9	PO10
Course Code: WT.2.5	3.00	1.50	1.00	1.50	2.00	2.00	1.00	2.00	1.00	1.00
Target for PO	3.0	2	1	2	2	2	1	2	1	1
Achieved PO	3.00	1.50	1.00	1.50	2.00	2.00	1.00	2.00	1.00	1.00
% Achievement of PO	100.0	75.0	100.0	75.0	100.0	100.0	100.0	100.0	100.0	100.0
Attainment Level of PO	3	3	3	3	3	3	3	3	3	3

Course Teacher

Head of the Department

Principal



Principal
Vasantdada Sugar Institute
Manjari (Bk.), Tal. Haveli,
Dist. Pune - 412 307



VASANTDADA SUGAR INSTITUTE, PUNE

ATTAINMENT OF COURSE OUTCOMES

MSc Env Sci

CLASS:

First Year

ATTAINMENT LEVEL

1

2

3

COURSE EARTH, OCEAN & ATMOSPHERIC SCIENCES

40

60

80

ACADEMIC YEAR: 2021-22

SEM: I

COURSE CODE

COURSE TEACHER: Dr. VP Patil

Sr. NO.	CO	COURSE OUTCOMES	TARGET FOR COs %	EXTERNAL THEORY EXAM TARGETS ACHIEVED (%) A	CIA TARGETS ACHIEVED (%) B	Average Achievement (%)	ATTAINMENT LEVEL	RESULT
1	CO1	Study of Earth Origin, structure , Dynamics & its composition.	40	100.00	54.17	77.08	2	Yes
2	CO2	Surface Processes & Landforms	40	100.00	87.50	93.75	3	Yes
3	CO3	Ocean and drainage , Atmosphere, Hydrogeology , Earth resources	40	100.00	75.00	87.50	3	Yes
		Average	40	100.00	72.22	86.11	3	Yes

[Signature]

Course Teacher

[Signature]

Head of the Department

[Signature]

Principal



Principal
Vasantdada Sugar Institute
 Manjari (Bk.), Tel. Haveli,
 Dist. Pune - 412 307

RECORD OF EXTERNAL THEORY EXAM MARKS

VASANTDADA SUGAR INSTITUTE, PUNE		PROGRAM		M.Sc. Env Sci											
ACADEMIC YEAR		COURSE		EARTH, OCEAN & ATMOSPHERIC SCIENCES											
TERM		COURSE CODE		EVSUT 113											
CLASS		COURSE TEACHER		Dr. VP Patil											
Sr. NO.	Roll No	Name	CO1		CO2		CO3		CO4		Total Marks				
			Max Marks	%	Y/N	Max Marks	%	Y/N	Max Marks	%	Y/N	Max Marks	%	Y/N	
1	ES 2021-01	Bhosale Nishita Bhagywant										53	76	Y	
2	ES 2021-02	Borse Priyanka Govind										35	50	Y	
3	ES 2021-03	Chikane Rohit Sanjay										42	60	Y	
4	ES 2021-04	Choudhari Akash Rameshwar										46	66	Y	
5	ES 2021-05	Deokate Shreyash Tukaram										49	70	Y	
6	ES 2021-06	Gaikwad Somesh Ramesh										60	86	Y	
7	ES 2021-07	Garud Siddhi Sanjay										45	64	Y	
8	ES 2021-08	Jadhav Suraj Uttam										43	61	Y	
9	ES 2021-09	Jadhav Varsha Mahadev										56	80	Y	
10	ES 2021-10	Jagtap Bhagwan Gorakshanath										38	54	Y	
11	ES 2021-11	Jambhale Madhu Sunil										46	66	Y	
12	ES 2021-12	Kaakade Shivraj Satish										55	79	Y	
13	ES 2021-13	Madake Bhushan Laburto										53	76	Y	
14	ES 2021-14	Mishra Abhijit Lakshminarayan										46	66	Y	
15	ES 2021-16	Patil Amisha Atmaram										52	74	Y	
16	ES 2021-17	Patil Rajvardhan Dilip										55	79	Y	
17	ES 2021-18	Salunkhe Ujwala Harmanat										53	76	Y	
18	ES 2021-19	Shekhar Pratiksha Sanjay										50	71	Y	
19	ES 2021-20	Shelke Pratiksha Digambar										53	76	Y	
20	ES 2021-21	Thorat Dipali Subhash										59	84	Y	
21	ES 2021-22	Waske Mahendra Kishor										49	70	Y	
22	ES 2021-23	Disale Rohan Ramesh										50	71	Y	
23	ES 2021-24	Yadav Vaibhav Chandrakant										46	66	Y	
24													0	0	Y
Average:												49.3	68	100.00	




[Signature]
Head of the Department


[Signature]
Principal


Course Teacher

RECORD OF CONTINUOUS INTERNAL ASSESSMENT MARKS

 VASANTDADA SUGAR INSTITUTE, PUNE	PROGRAM M.Sc. Environmental Sciences
ACADEMIC YEAR 2021-2022	COURSE EARTH, OCEAN & ATMOSPHERIC SCIENCES
Sem I	COURSE CODE EVSUT 113
CLASS First Year	COURSE TEACHER Dr. VP Pafli

Sr. NO.	Roll No.	Name	ACTIVITY 1 (Written test dated 22 Nov 2022)			ACTIVITY 2 (Presentation dated 9 June 2023)			ACTIVITY 3 (Field work dated 9 June 2023)			ACTIVITY 4 (Oral dated 9 June 2023)				
			Max Marks	20	%	Y/N	Max Marks	5	%	Y/N	Max Marks	5	%	Y/N	Max Marks	15
1	ES 2021-01	Bhosale Nishita Bhagyawant	15		75	Yes	3	60	Yes	2	40	Yes			0	No
2	ES 2021-02	Borse Priyanka Govind	4		20	No	2	40	Yes	2	40	Yes			0	No
3	ES 2021-03	Chikane Rohit Sanjay	2		10	No	1	20	No	2	40	Yes			0	No
4	ES 2021-04	Choudhari Akash Rameshwar	3		15	No	3	60	Yes	3	60	Yes			0	No
5	ES 2021-05	Deokate Shreyash Tukaram	9		45	Yes	3	60	Yes	1	20	No			0	No
6	ES 2021-06	Gaikwad Somesh Ramesh	12		60	Yes	1	20	No	1	20	No			0	No
7	ES 2021-07	Garud Siddhi Sanjay	10		50	Yes	2	40	Yes	3	60	Yes			0	No
8	ES 2021-08	Jadhav Suraj Uttam	8		40	Yes	3	60	Yes	2	40	Yes			0	No
9	ES 2021-09	Jadhav Varsha Mahadev	7		35	No	4	80	Yes	3	60	Yes			0	No
10	ES 2021-10	Jagtap Bhagwan Gorakshanath	3		15	No	2	40	Yes	2	40	Yes			0	No
11	ES 2021-11	Jambhale Madhu Sunil	4		20	No	5	100	Yes	3	60	Yes			0	No
12	ES 2021-12	Kalkade Shivraj Satish	6		30	No	4	80	Yes	3	60	Yes			0	No
13	ES 2021-13	Maddake Bhushan Labhuroo	5		25	No	5	100	Yes	2	40	Yes			0	No
14	ES 2021-14	Mishra Abhijit Lakshminarayan	10		50	Yes	2	40	Yes	2	40	Yes			0	No
15	ES 2021-16	Patil Anusha Anuram	15		75	Yes	4	80	Yes	3	60	Yes			0	No
16	ES 2021-17	Patil Rajavardhan Dilip	5		25	No	2	40	Yes	3	60	Yes			0	No
17	ES 2021-18	Satumikhe Ujwala Hanumanat	9		45	Yes	2	40	Yes	1	20	No			0	No
18	ES 2021-19	Shekhar Pratiksha Sanjay	10		50	Yes	5	100	Yes	3	60	Yes			0	No
19	ES 2021-20	Shelke Pratiksha Digambar	10		50	Yes	5	100	Yes	5	100	Yes			0	No
20	ES 2021-21	Thorat Dipali Subhash	10		50	Yes	2	40	Yes	2	40	Yes			0	No
21	ES 2021-22	Waske Mahendra Kishor	9		45	Yes	2	40	Yes	1	20	No			0	No
22	ES 2021-23	Disale Rohan Ramesh	3		15	No	2	40	Yes	1	20	No			0	No
23	ES 2021-24	Yadav Vaibhav Chandrakant	9		45	Yes	4	80	Yes	2	40	Yes			0	No
Average:			7:74		37	54.17	2.96	57	87.50	2.26	#DIV/0!	0	0.00			


 Head of the Department


 Course Teacher



Principal
Vasantdada Sugar Institute
 Manjari (Bk.), Tal. Haveli,
 Dist. Pune - 412 307

 VASANTDADA SUGAR INSTITUTE, PUNE		Performance Indicator			
		PROGRAM:	M.Sc. Env Sci		
ACADEMIC YEAR:	2021-22	COURSE CODE:	EVSUT 114		
TERM/SEM:	I	COURSE:	ENVIRONMENTAL STATISTICS		
CLASS:	Second Year First year	COURSE TEACHER:	Mr. MR. Shinde		
PO		CO1	CO2	CO3	CO4
PO1: Knowledge		y	y	y	y
PO to CO Mapping for PO 1		3	3	3	3
PO2: Problem Analyses		y	y	y	y
PO to CO Mapping for PO 2		1	2	2	1
PO3: Designing Solutions		y			y
PO to CO Mapping for PO 3		1	--	--	1
PO4: Modern tool usage			y		y
PO to CO Mapping for PO 4		--	2	--	1
PO5: Communication Development		y	y	y	y
PO to CO Mapping for PO 5		2	2	2	2
PO6: Employability		y	y	y	y
PO to CO Mapping for PO 6		2	2	2	2
PO7: Ethics		y	y	y	y
PO to CO Mapping for PO 7		1	1	1	1
PO8: Environment and Sustainability		y			
PO to CO Mapping for PO 8		2	--	--	--
PO9: Science and Society		y	y	y	y
PO to CO Mapping for PO 9		1	1	1	1
PO10: Life-long learning		y	y	y	y
PO to CO Mapping for PO 10		1	1	1	1
Course Teacher		Head of the Department			



Principal
Vasantdada Sugar Institute
 Manjari (Bk.), Tal. Haveli,
 Dist. Pune - 412 307



VASANTDADA
SUGAR INSTITUTE,
PUNE

**ASSESSMENT AND EVALUATION OF
PROGRAM OUTCOMES**

ACADEMIC YEAR:	2021-22	COURSE CODE:	Env Sci	MAPPING CORELATION	
TERM/SEM:	I	COURSE:	ENVIRONMENTAL STATISTICS	HIGH	3
COURSE TEACHER:	Mr. MR. Shinde	CLASS:	First Year	MEDIUM	2
				LOW	1

COURSE ARTICULATION MATRIX

CO	PROGRAM OUTCOMES									
	PO1	PO2	PO3	PO4	PO5	PO6	PO7	PO8	PO9	PO10
CO1	3	1	1		2	2	1	2	1	1
CO2	3	2		2	2	2	1		1	1
CO3	3	2			2	2	1		1	1
CO4	3	1	1	1	2	2	1		1	1
AVERAGE	3.0	2	1	2	2	2	1	2	1	1

Course Outcome - Program Outcome Acquisition Matrix

CO	PROGRAM OUTCOMES									
	PO1	PO2	PO3	PO4	PO5	PO6	PO7	PO8	PO9	PO10
CH323	3.0	2	1	2	2	2	1	2	1	1

Course Outcome - Attainment

Course Outcomes	Blooms Level	Assesed Through			Class Average Target	Attainment of CO Through			Average Achieved	Percentage of CO Attainment
		ETE	IA	PR		ETE	CIA	PR		
CO1	K_3	Yes	Yes		40	73.39	52.71	63.05	100.00	
CO2	K_2	Yes	Yes		40	73.39	75.83	74.61	100.00	
CO3	K_1	Yes	Yes		40	73.39	52.71	63.05	100.00	
CO4	K_2	Yes	Yes		40	73.39	52.71	63.05	100.00	

Program Outcome Attainment

Course Outcomes	PO's									
	PO1	PO2	PO3	PO4	PO5	PO6	PO7	PO8	PO9	PO10
CO1	3	1	1		2	2	1	2	1	1
CO2	3	2		2	2	2	1		1	1
CO3	3	2			2	2	1		1	1
CO4	3	1	1	1	2	2	1		1	1
AVERAGE	3.00	1.50	1.00	1.50	2.00	2.00	1.00	2.00	1.00	1.00

Course Outcome - Program Outcome Attainment Matrix

CO	PO's									
	PO1	PO2	PO3	PO4	PO5	PO6	PO7	PO8	PO9	PO10
Course Code: WT 2.5	3.00	1.50	1.00	1.50	2.00	2.00	1.00	2.00	1.00	1.00
Target for PO	3.0	2	1	2	2	2	1	2	1	1
Achieved PO	3.00	1.50	1.00	1.50	2.00	2.00	1.00	2.00	1.00	1.00
% Achlievment of PO	100.0	75.0	100.0	75.0	100.0	100.0	100.0	100.0	100.0	100.0
Attainment Level of PO	3	3	3	3	3	3	3	3	3	3
Course Teacher										



Principal
Vasantdada Sugar Institute
Manjari (Bk.), Tal. Haveli,
Dist. Pune - 412 307



VASANTDADA SUGAR INSTITUTE, PUNE

ATTAINMENT OF COURSE OUTCOMES

MSc Env Sci

ACADEMIC YEAR: 2021-22

SEM: I

CLASS: First Year

COURSE ENVIRONMENTAL STATISTICS

COURSE CODE EVSUT 114

COURSE TEACHER: Mr. MR. Shinde

ATTAINMENT LEVEL

1

2

3

40

60

80

Sr. NO.	CO	COURSE OUTCOMES	TARGET FOR COs %	EXTERNAL THEORY EXAM TARGETS ACHIEVED (%) A	CIA TARGETS ACHIEVED (%) B	Average Achievement (%)	ATTAINMENT LEVEL	RESULT
1	CO1	Nature of Environmental Data analysis and survey based experimental data	40	100.00	87.50	93.75	3	Yes
2	CO2	Univariate data- Frequency distribution and their properties	40	100.00	95.83	97.92	3	Yes
3	CO3	Test of significance, statistical module	40	100.00	95.83	97.92	3	Yes
		Average	40	100.00	93.06	96.53	3	Yes

Course Teacher

Head of the Department

Principal



Principal
Vasantdada Sugar Institute
 Manjari (Bk.), Tal. Haveli,
 Dist. Pune - 412 307



VASANTDADA SUGAR
INSTITUTE, PUNE

RECORD OF EXTERNAL THEORY EXAM MARKS

		PROGRAM	M.Sc. Env Sci										
		COURSE	ENVIRONMENTAL STATISTICS										
		COURSE CODE	EVSUT 114										
		COURSE TEACHER	Mr. MR. Shinde										
		ACADEMIC YEAR	2021-2022										
		TERM	I										
		CLASS	First Year										
Sr. NO.	Roll No	Name	CO1		CO2		CO3		CO4		Total Marks		
			Max Marks	%	Y/N	Max Marks	%	Y/N	Max Marks	%	Y/N	Max Marks	%
1	ES 2021-01	Bhosale Nishita Bhagyvant									64	91	Y
2	ES 2021-02	Borse Priyanka Govind									52	74	Y
3	ES 2021-03	Chikane Rohit Sanjay									45	64	Y
4	ES 2021-04	Choudhari Akash Rameshwar									60	86	Y
5	ES 2021-05	Deokate Shreyash Tukaram									57	81	Y
6	ES 2021-06	Gaikwad Suresh Ramesh									59	84	Y
7	ES 2021-07	Garud Siddhi Sanjay									56	80	Y
8	ES 2021-08	Jadhav Surej Uttam									49	70	Y
9	ES 2021-09	Jadhav Varsha Mahadev									62	89	Y
10	ES 2021-10	Jagtap Bhagwan Gorakshanath									42	60	Y
11	ES 2021-11	Jambhale Madhu Sumil									56	80	Y
12	ES 2021-12	Kakade Shivraj Satish									57	81	Y
13	ES 2021-13	Madake Bhushan Laburao									56	80	Y
14	ES 2021-14	Mishra Abhijit Lakshminarayan									48	69	Y
15	ES 2021-16	Patil Anisha Anuram									52	74	Y
16	ES 2021-17	Patil Rajvardhan Diip									48	69	Y
17	ES 2021-18	Salunkhe Ujwala Haanant									50	71	Y
18	ES 2021-19	Shekhar Pratiksha Sanjay									55	79	Y
19	ES 2021-20	Shekar Pratiksha Digambar									62	89	Y
20	ES 2021-21	Thorat Dipali Subhash									57	81	Y
21	ES 2021-22	Waske Mahendra Kishor									52	74	Y
22	ES 2021-23	Disale Rohan Ramesh									46	66	Y
23	ES 2021-24	Yadav Vaibhav Chandrakant									48	69	Y
24												0	Y
		Average:									53.6	73	100.00



Principal
Principal

J. Desai

Head of the Department

fox

Course Teacher

RECORD OF CONTINUOUS INTERNAL ASSESSMENT MARKS

VASANTDADA SUGAR INSTITUTE, PUNE



ACADEMIC YEAR	2021-2022
Sem	I
CLASS	First Year
PROGRAM	M.Sc. Environmental Sciences
COURSE	ENVIRONMENTAL STATISTICS
COURSE CODE	EVSUT 114
COURSE TEACHER	Mr. MR. SHINDE

Sr. NO.	Roll No.	Name	ACTIVITY 1 (Written test dated 22 Nov 2022)			ACTIVITY 2 (Presentation dated 9 June 2023)			ACTIVITY 3 (Field work dated 9 June 2023)			ACTIVITY 4 (Oral dated 9 June 2023)				
			Max Marks	20	%	Y/N	Max Marks	5	%	Y/N	Max Marks	5	%	Y/N	Max Marks	15
1	ES 2021-01	Bhosale Nishita Bhagyawant	11		55	Yes	3	60	Yes	3	60	Yes			0	No
2	ES 2021-02	Borse Priyanka Govind	4		20	No	4	80	Yes	2	40	Yes			0	No
3	ES 2021-03	Chikane Rohit Sanjay	8		40	Yes	4	80	Yes	3	60	Yes			0	No
4	ES 2021-04	Chouhanri Akash Rameshwar	11		55	Yes	5	100	Yes	2	40	Yes			0	No
5	ES 2021-05	Deokate Shreyash Tukaram	12		60	Yes	4	80	Yes	3	60	Yes			0	No
6	ES 2021-06	Gaikwad Somesh Ramesh	7		35	No	4	80	Yes	4	80	Yes			0	No
7	ES 2021-07	Ganud Siddhi Sanjay	12		60	Yes	4	80	Yes	2	40	Yes			0	No
8	ES 2021-08	Jadhav Suraj Uttam	10		50	Yes	4	80	Yes	3	60	Yes			0	No
9	ES 2021-09	Jadhav Varsha Mahadev	10		50	Yes	3	60	Yes	2	40	Yes			0	No
10	ES 2021-10	Jagtap Bhagwan Gorakshamath	15		75	Yes	4	80	Yes	3	60	Yes			0	No
11	ES 2021-11	Jambhale Madhu Sunil	12		60	Yes	4	80	Yes	3	60	Yes			0	No
12	ES 2021-12	Kakade Shivraj Satish	15		75	Yes	4	80	Yes	3	60	Yes			0	No
13	ES 2021-13	Madake Bhushan Lahurao	10		50	Yes	4	80	Yes	2	40	Yes			0	No
14	ES 2021-14	Mishra Abhijit Lakshminarayan	12		60	Yes	4	80	Yes	2	40	Yes			0	No
15	ES 2021-16	Patil Anisha Atmaram	8		40	Yes	3	60	Yes	2	40	Yes			0	No
16	ES 2021-17	Patil Rajvardhan Dilip	15		75	Yes	5	100	Yes	2	40	Yes			0	No
17	ES 2021-18	Satunkhe Ujwala Hanmanant	12		60	Yes	3	60	Yes	2	40	Yes			0	No
18	ES 2021-19	Shekhar Pratiksha Sanjay	10		50	Yes	3	60	Yes	2	40	Yes			0	No
19	ES 2021-20	Shekhar Pratiksha Digambar	15		75	Yes	5	100	Yes	2	40	Yes			0	No
20	ES 2021-21	Thorat Dipali Subhash	9		45	Yes	4	80	Yes	3	60	Yes			0	No
21	ES 2021-22	Waske Mahendra Kishor	13		65	Yes	4	80	Yes	4	80	Yes			0	No
22	ES 2021-23	Disale Rohan Ramesh	12		60	Yes	4	80	Yes	2	40	Yes			0	No
23	ES 2021-24	Yadav Vaibhav Chandrakant	10		50	Yes	5	100	Yes	5	100	Yes			0	No
			11.00		53	87.50	3.96	76	95.83	2.74	95.83	#DIV/0!	0	0.00		
Average:																

VASANTDADA SUGAR INSTITUTE, PUNE
 Head of the Department
(Signature)
 Principal

Vasantdada Sugar Institute
 Manjari (Bk.), Tal. Maveli,
 Dist. Pune - 412 307

 VASANTDADA SUGAR INSTITUTE, PUNE		Performance Indicator			
		PROGRAM:	M.Sc. Env Sci		
ACADEMIC YEAR:	2021-22	COURSE CODE :	EVSUT 111		
TERM/SEM:	I	COURSE:	ENVIRONMENTL BIOLOGY & BIODIVERSI		
CLASS:	First Year	COURSE TEACHER:	Dr. A B Deshmane		
PO		CO1	CO2	CO3	CO4
PO1: Knowledge		y	y	y	y
PO to CO Mapping for PO 1		3	3	3	3
PO2: Problem Analyses		y	y	y	y
PO to CO Mapping for PO 2		1	2	2	1
PO3: Designing Solutions		y			y
PO to CO Mapping for PO 3		1	--	--	1
PO4: Modern tool usage			y		y
PO to CO Mapping for PO 4		--	2	--	1
PO5: Communication Development		y	y	y	y
PO to CO Mapping for PO 5		2	2	2	2
PO6: Employability		y	y	y	y
PO to CO Mapping for PO 6		2	2	2	2
PO7: Ethics		y	y	y	y
PO to CO Mapping for PO 7		1	1	1	1
PO8: Environment and Sustainability		y			
PO to CO Mapping for PO 8		2	--	--	--
PO9: Science and Society		y	y	y	y
PO to CO Mapping for PO 9		1	1	1	1
PO10: Life-long learning		y	y	y	y
PO to CO Mapping for PO 10		1	1	1	1
 Course Teacher		 Head of the Department		 Principal	



Principal
Vasantdada Sugar Institute
 Manjari (Bk.), Tal. Haveli,
 Dist. Pune - 412 307



VASANTDADA
SUGAR INSTITUTE,
PUNE

ASSESSMENT AND EVALUATION OF PROGRAM OUTCOMES

ACADEMIC YEAR:	2021-22	COURSE CODE:	Env Sci	MAPPING CORELATION	
TERM/SEM:	I	COURSE:	ENVIRONMENTL BIOLOGY & BIODIV	HIGH	3
COURSE TEACHER:	Dr.AB Deshmane	CLASS:	First Year	MEDIUM	2
				LOW	1

COURSE ARTICULATION MATRIX

CO	PROGRAM OUTCOMES									
	PO1	PO2	PO3	PO4	PO5	PO6	PO7	PO8	PO9	PO10
CO1	3	1	1		2	2	1	2	1	1
CO2	3	2		2	2	2	1		1	1
CO3	3	2			2	2	1		1	1
CO4	3	1	1	1	2	2	1		1	1
AVERAGE	3.0	2	1	2	2	2	1	2	1	1

Course Outcome - Program Outcome Acquisition Matrix

CO	PROGRAM OUTCOMES									
	PO1	PO2	PO3	PO4	PO5	PO6	PO7	PO8	PO9	PO10
CH323	3.0	2	1	2	2	2	1	2	1	1

Course Outcome - Attainment

Course Outcomes	Blooms Level	Assessed Through			Class Average Target	Attainment of CO Through			Average Achieved	Percentage of CO Attainment
		ETE	IA	PR		ETE	CIA	PR		
CO1	K_3	Yes	Yes		40	70.48	64.17		67.32	100.00
CO2	K_2	Yes	Yes		40	70.48	66.67		68.57	100.00
CO3	K_1	Yes	Yes		40	70.48	64.17		67.32	100.00
CO4	K_2	Yes	Yes		40	70.48	64.17		67.32	100.00

Program Outcome Attainment

Course Outcomes	PO's									
	PO1	PO2	PO3	PO4	PO5	PO6	PO7	PO8	PO9	PO10
CO1	3	1	1		2	2	1	2	1	1
CO2	3	2		2	2	2	1		1	1
CO3	3	2			2	2	1		1	1
CO4	3	1	1	1	2	2	1		1	1
AVERAGE	3.00	1.50	1.00	1.50	2.00	2.00	1.00	2.00	1.00	1.00

Course Outcome - Program Outcome Attainment Matrix

CO	PO's									
	PO1	PO2	PO3	PO4	PO5	PO6	PO7	PO8	PO9	PO10
Course Code: WT 2.5	3.00	1.50	1.00	1.50	2.00	2.00	1.00	2.00	1.00	1.00
Target for PO	3.0	2	1	2	2	2	1	2	1	1
Achieved PO	3.00	1.50	1.00	1.50	2.00	2.00	1.00	2.00	1.00	1.00
% Achlevment of PO	100.0	75.0	100.0	75.0	100.0	100.0	100.0	100.0	100.0	100.0
Attainment Level of PO	3	3	3	3	3	3	3	3	3	3

Course Teacher

Head of the Department

Principal

Principal
Vasantdada Sugar Institute
Manjari (Bk.), Tal. Haveli,
Dist. Pune - 412 307





VASANTDADA SUGAR INSTITUTE, PUNE

ATTAINMENT OF COURSE OUTCOMES

ACADEMIC YEAR: 2021-22	SEM: I	CLASS: First Year	ATTAINMENT LEVEL		
			1	2	3
MSc Env Sci		COURSE: ENVIRONMENTAL BIOLOGY & BIODIVERSITY	40	60	80
COURSE CODE: EVSUT 111					
COURSE TEACHER: Dr. A B Deshmane					

Sr. NO.	CO	COURSE OUTCOMES	TARGET FOR COS %	EXTERNAL THEORY EXAM TARGETS ACHIEVED (%) A	CIA TARGETS ACHIEVED (%) B	Average Achievement (%)	ATTAINMENT LEVEL	RESULT
1	CO1	Understanding the concept of Environmental biology including ecosystem, ecotone, ecological efficiencis and pyramids	40	100.00	95.83	97.92	3	Yes
2	CO2	To Study environmental Microbial Ecology, carrying capacity, biodiversity	40	100.00	95.83	97.92	3	Yes
3	CO3	Study of plant & Animal behaviour, terrestrial and aquatic biomass	40	100.00	95.83	97.92	3	Yes
		Average	40	100.00	95.83	97.92	3	Yes

<i>J. Desai</i>	<i>J. Desai</i>
Course Teacher	Head of the Department
	<i>Sampat</i> Principal



Principal
Vasantdada Sugar Institu
 Manjari (Bk.), Tal. Haveli,
 Dist. Pune - 412 307



VASANTDADA SUGAR
INSTITUTE, PUNE

RECORD OF EXTERNAL THEORY EXAM MARKS

PROGRAM	M.Sc. Env Sci
COURSE	ENVIRONMENTAL BIOLOGY & BIODIVERSITY
COURSE CODE	EVSUT 111
COURSE TEACHER	Dr. AB Deshmane

Sr. NO.	Roll No	Name	CO1		CO2		CO3		CO4		Total Marks				
			Max Marks	%	Y/N	Max Marks	%	Y/N	Max Marks	%	Y/N	Max Marks	%	Y/N	
1	ES 2021-01	Bhosale Nishita Bhagyvant										59	84	Y	
2	ES 2021-02	Borse Priyanka Govind										42	60	Y	
3	ES 2021-03	Chikane Rohit Sanjay										29	41	Y	
4	ES 2021-04	Choudhari Akash Rameshwar										55	79	Y	
5	ES 2021-05	Deokate Shreyash Tukaram										45	64	Y	
6	ES 2021-06	Gaikwad Suresh Ramesh										52	74	Y	
7	ES 2021-07	Garud Siddhi Sanjay										52	74	Y	
8	ES 2021-08	Jadhav Suraj Uttam										62	89	Y	
9	ES 2021-09	Jadhav Varsha Mahadev										53	76	Y	
10	ES 2021-10	Jagtap Bhagwan Gorakshanath										50	71	Y	
11	ES 2021-11	Jambhale Madhu Sunil										62	89	Y	
12	ES 2021-12	Kakade Shivraj Satish										52	74	Y	
13	ES 2021-13	Madake Bhushan Leharao										50	71	Y	
14	ES 2021-14	Mishra Abhijit Lakshminarayan										49	70	Y	
15	ES 2021-16	Patil Anisha Atmaram										49	70	Y	
16	ES 2021-17	Patil Rajvardhan Dilip										46	66	Y	
17	ES 2021-18	Salunkhe Ujwala Hanmanant										64	91	Y	
18	ES 2021-19	Shekhar Pratiksha Sanjay										45	64	Y	
19	ES 2021-20	Shelke Pratiksha Digambar										56	80	Y	
20	ES 2021-21	Thorat Dipali Subhash										53	76	Y	
21	ES 2021-22	Waske Mahendra Kishor										55	79	Y	
22	ES 2021-23	Disale Rohan Ramesh										48	69	Y	
23	ES 2021-24	Yadav Vaibhav Chandrakant										56	80	Y	
24													0	0	Y
Average:												51.5	70	100.00	

Course Teacher: *[Signature]*
 Head of the Department: *[Signature]*
 Principal: *[Signature]*



Vasantdada Sugar Institute
Principal



VASANTDADA SUGAR
INSTITUTE, PUNE

RECORD OF CONTINUOUS INTERNAL ASSESSMENT MARKS

ACADEMIC YEAR	2021-2022	PROGRAM	M.Sc. Environmental Sciences
Sem	I	COURSE	ENVIRONMENTAL BIOLOGY & BIODIVERSITY
CLASS	First Year	COURSE CODE	EVSUT 111
		COURSE TEACHER	Dr. AB Deshmane

Sr. NO.	Roll No.	Name	ACTIVITY 1 (Written test dated 22 Nov 2022)			ACTIVITY 2 (Presentation dated 9 June 2023)			ACTIVITY 3 (Field work dated 9 June 2023)			ACTIVITY 4 (Oral dated 9 June 2023)				
			Max Marks	20	%	Y/N	Max Marks	5	%	Y/N	Max Marks	5	%	Y/N	Max Marks	5
1	ES 2021-01	Bhosale Nishita Bhagyant	15		75	Yes	4	80	Yes	4	80	Yes			0	No
2	ES 2021-02	Borse Priyanka Govind	8		40	Yes	3	60	Yes	2	40	Yes			0	No
3	ES 2021-03	Chikane Rohit Sanjay	10		50	Yes	3	60	Yes	2	40	Yes			0	No
4	ES 2021-04	Choudhari Akash Rameshwar	12		60	Yes	3	60	Yes	2	40	Yes			0	No
5	ES 2021-05	Deokate Shreyash Tukaram	11		55	Yes	4	80	Yes	3	60	Yes			0	No
6	ES 2021-06	Gaukwad Sornesh Ramesh	13		65	Yes	4	80	Yes	4	80	Yes			0	No
7	ES 2021-07	Garud Siddhi Sanjay	18		90	Yes	4	80	Yes	4	80	Yes			0	No
8	ES 2021-08	Jadhav Suraj Uttam	12		60	Yes	3	60	Yes	2	40	Yes			0	No
9	ES 2021-09	Jadhav Varsha Mahadev	17		85	Yes	4	80	Yes	4	80	Yes			0	No
10	ES 2021-10	Jagtap Bhagwan Gorakshanath	10		50	Yes	3	60	Yes	4	80	Yes			0	No
11	ES 2021-11	Jambhale Madhu Sunil	15		75	Yes	3	60	Yes	3	60	Yes			0	No
12	ES 2021-12	Kaikade Shivraj Satish	13		65	Yes	3	60	Yes	3	60	Yes			0	No
13	ES 2021-13	Mudike Bhushan Lahirao	14		70	Yes	4	80	Yes	3	60	Yes			0	No
14	ES 2021-14	Mishra Abhijit Lakshminarayan	15		75	Yes	5	100	Yes	3	60	Yes			0	No
15	ES 2021-16	Patil Anisha Atmaram	18		90	Yes	4	80	Yes	4	80	Yes			0	No
16	ES 2021-17	Patil Rajvardhan Dilip	10		50	Yes	4	80	Yes	3	60	Yes			0	No
17	ES 2021-18	Salunkhe Ujwala Hanumanat	11		55	Yes	3	60	Yes	3	60	Yes			0	No
18	ES 2021-19	Shekhar Pratiksha Sanjay	17		85	Yes	3	60	Yes	3	60	Yes			0	No
19	ES 2021-20	Shelke Pratiksha Digambar	15		75	Yes	4	80	Yes	4	80	Yes			0	No
20	ES 2021-21	Thorat Dipali Subhash	12		60	Yes	4	80	Yes	4	80	Yes			0	No
21	ES 2021-22	Waske Mahendra Kishor	16		80	Yes	4	80	Yes	3	60	Yes			0	No
22	ES 2021-23	Disale Rohan Ramesh	10		50	Yes	2	40	Yes	3	60	Yes			0	No
23	ES 2021-24	Yadav Vaibhav Chandrakant	16		80	Yes	2	40	Yes	4	80	Yes			0	No
Average:			13.39	64	67	95.83	3.48	67	95.83	3.17	61	95.83	#DIV/0!	0	0	0.00

Head of the Department

 Course Teacher



Principal
Vasantdada Sugar Institute
 Manjari (Bk.), Tal. Haveli,
 Dist. Pune - 412 307

 VASANTDADA SUGAR INSTITUTE, PUNE		Performance Indicator			
		PROGRAM:	M.Sc. Env Sci		
ACADEMIC YEAR:	2021-22	COURSE CODE :	EVSUT 112		
TERM/SEM:	I	COURSE:	ENVIRONMENTAL PHYSICS & CHEMISTRY		
CLASS:	First Year	COURSE TEACHER:	Dr. HN Hingane		
PO		CO1	CO2	CO3	CO4
PO1: Knowledge		y	y	y	y
PO to CO Mapping for PO 1		3	3	3	3
PO2: Problem Analyses		y	y	y	y
PO to CO Mapping for PO 2		1	2	2	1
PO3: Designing Solutions		y			y
PO to CO Mapping for PO 3		1	--	--	1
PO4: Modern tool usage			y		y
PO to CO Mapping for PO 4		--	2	--	1
PO5: Communication Development		y	y	y	y
PO to CO Mapping for PO 5		2	2	2	2
PO6: Employability		y	y	y	y
PO to CO Mapping for PO 6		2	2	2	2
PO7: Ethics		y	y	y	y
PO to CO Mapping for PO 7		1	1	1	1
PO8: Environment and Sustainability		y			
PO to CO Mapping for PO 8		2	--	--	--
PO9: Science and Society		y	y	y	y
PO to CO Mapping for PO 9		1	1	1	1
PO10: Life-long learning		y	y	y	y
PO to CO Mapping for PO 10		1	1	1	1
 Course Teacher		 Head of the Department			
		 Principal			



Principal
Vasantdada Sugar Institute
 Manjari (Bk.), Tal. Haveli,
 Dist. Pune - 412 307



VASANTDADA
SUGAR INSTITUTE,
PUNE

ASSESSMENT AND EVALUATION OF PROGRAM OUTCOMES

ACADEMIC YEAR:	2021-22	COURSE CODE:	Env Sci	MAPPING CORRELATION	
TERM/SEM:	I	COURSE:	ENVIRONMENTAL PHYSICS & CHEM	HIGH	3
COURSE TEACHER:	Dr. HN Hingane	CLASS:	First Year	MEDIUM	2
				LOW	1

COURSE ARTICULATION MATRIX

CO	PROGRAM OUTCOMES									
	PO1	PO2	PO3	PO4	PO5	PO6	PO7	PO8	PO9	PO10
CO1	3	1	1		2	2	1	2	1	1
CO2	3	2		2	2	2	1		1	1
CO3	3	2			2	2	1		1	1
CO4	3	1	1	1	2	2	1		1	1
AVERAGE	3.0	2	1	2	2	2	1	2	1	1

Course Outcome - Program Outcome Acquisition Matrix

CO	PROGRAM OUTCOMES									
	PO1	PO2	PO3	PO4	PO5	PO6	PO7	PO8	PO9	PO10
CH323	3.0	2	1	2	2	2	1	2	1	1

Course Outcome - Attainment

Course Outcomes	Bloo ms Level	Assessed Through			Class Average Target	Attainment of CO Through			Average Achieved	Percentage of CO Attainment
		ETE	IA	PR		ETE	CIA	PR		
CO1	K_3	Yes	Yes		40	90.54	58.33	74.43	100.00	
CO2	K_2	Yes	Yes		40	90.54	60.00	75.27	100.00	
CO3	K_1	Yes	Yes		40	90.54	58.33	74.43	100.00	
CO4	K_2	Yes	Yes		40	90.54	58.33	74.43	100.00	

Program Outcome Attainment

Course Outcomes	PO's									
	PO1	PO2	PO3	PO4	PO5	PO6	PO7	PO8	PO9	PO10
CO1	3	1	1		2	2	1	2	1	1
CO2	3	2		2	2	2	1		1	1
CO3	3	2			2	2	1		1	1
CO4	3	1	1	1	2	2	1		1	1
AVERAGE	3.00	1.80	1.00	1.50	2.00	2.00	1.00	2.00	1.00	1.00

Course Outcome - Program Outcome Attainment Matrix

CO	PO's									
	PO1	PO2	PO3	PO4	PO5	PO6	PO7	PO8	PO9	PO10
Course Code: WT 2.5	3.00	1.50	1.00	1.50	2.00	2.00	1.00	2.00	1.00	1.00
Target for PO	3.0	2	1	2	2	2	1	2	1	1
Achieved PO	3.00	1.50	1.00	1.50	2.00	2.00	1.00	2.00	1.00	1.00
% Achievment of PO	100.0	75.0	100.0	75.0	100.0	100.0	100.0	100.0	100.0	100.0
Attainment Level of PO	3	3	3	3	3	3	3	3	3	3





HNH
Course Teacher

Head of the Department

Principal



Principal
Vasantdada Sugar Institute
Manjari (Bk.), Tal. Haveli,
Dist. Pune - 412 307

VASANTDADA SUGAR INSTITUTE, PUNE		ATTAINMENT OF COURSE OUTCOMES						
 VASANTDADA SUGAR INSTITUTE, PUNE		CLASS:	First Year			ATTAINMENT LEVEL		
			1	2	3			
MSc Env Sci		COURSE CODE	ENVIRONMENTAL PHYSICS & CHEMISTRY			40	60	80
ACADEMIC YEAR:	2021-22		COURSE TEACHER: Dr. HN Hingane					
SEM:	I							
Sr. NO.	CO	COURSE OUTCOMES	TARGET FOR COs %	EXTERNAL THEORY EXAM TARGETS ACHIEVED (%) A	CIA TARGETS ACHIEVED (%) B	Average Achievement (%)	ATTAINMENT LEVEL	RESULT
1	CO1	Explain different types of instruments its Principle, construction and working use in Environmental resource analysis (Water, waste water, Soil, Solid waste)	40	100.00	95.83	97.92	3	Yes
2	CO2	Understanding basics of thermodynamics theory & laws and its correlation with biotic and abiotic factors. Carnot cycle, throttling, refrigerator process and its environmental	40	100.00	95.83	97.92	3	Yes
3	CO3	Explain stoichiometry, mass balance equation, waste water parameters, water chemistry, radiation, Redox potentials, role of Hydrocarbons.	40	100.00	87.50	93.75	3	Yes
Average			40	100.00	93.06	96.53	3	Yes
 Course Teacher		 Head of the Department			 Principal			



Principal
Vasantdada Sugar Institute
 Manjari (Bk.), Tal. Haveli,
 Dist. Pune - 412 307



VASANTDADA SUGAR
INSTITUTE, PUNE

RECORD OF CONTINUOUS INTERNAL ASSESSMENT MARKS

	PROGRAM	M.Sc. Environmental Sciences
ACADEMIC YEAR	COURSE	ENVIRONMENTAL PHYSICS & CHEMISTRY
Sem	COURSE CODE	EVSUT 112
CLASS	COURSE TEACHER	Dr. HN Hingane


Sr. NO.	Roll No.	Name	ACTIVITY 1 (Written test dated 22 Nov 2022)			ACTIVITY 2 (Presentation dated 9 June 2023)			ACTIVITY 3 (Field work dated 9 June 2023)			ACTIVITY 4 (Oral dated 9 June 2023)					
			Max Marks	20	%	Y/N	Max Marks	5	%	Y/N	Max Marks	5	%	Y/N	Max Marks	15	%
1	ES 2021-01	Bhosale Nishita Bhagywant	17		85	Yes	4	80	Yes	4	4	80	Yes			0	No
2	ES 2021-02	Borse Priyanka Govind	10		50	Yes	2	40	Yes	3	3	60	Yes			0	No
3	ES 2021-03	Chikame Rohit Sanjay	9		45	Yes	4	80	Yes	2	2	40	Yes			0	No
4	ES 2021-04	Choudhari Akash Rameshwar	8		40	Yes	3	60	Yes	3	3	60	Yes			0	No
5	ES 2021-05	Deokate Shreyash Tukaram	13		65	Yes	3	60	Yes	3	3	60	Yes			0	No
6	ES 2021-06	Gaikwad Suresh Ramesh	13		65	Yes	4	80	Yes	2	2	40	Yes			0	No
7	ES 2021-07	Garud Siddhi Sanjay	14		70	Yes	2	40	Yes	2	2	40	Yes			0	No
8	ES 2021-08	Jadhav Suraj Urnam	13		65	Yes	2	40	Yes	2	2	40	Yes			0	No
9	ES 2021-09	Jadhav Varsha Mahadev	16		80	Yes	3	60	Yes	2	2	40	Yes			0	No
10	ES 2021-10	Jagtap Bhagwan Gorakshanath	12		60	Yes	3	60	Yes	2	2	40	Yes			0	No
11	ES 2021-11	Jambhale Madhu Sunil	9		45	Yes	3	60	Yes	4	4	80	Yes			0	No
12	ES 2021-12	Kakade Shivraj Satish	12		60	Yes	3	60	Yes	1	1	20	No			0	No
13	ES 2021-13	Madake Bhushan Loharao	8		40	Yes	4	80	Yes	2	2	40	Yes			0	No
14	ES 2021-14	Mishra Abhijit Lakshminarayan	10		50	Yes	5	100	Yes	2	2	40	Yes			0	No
15	ES 2021-16	Patil Anisha Atmaram	17		85	Yes	3	60	Yes	3	3	60	Yes			0	No
16	ES 2021-17	Patil Rajavardhan Dilip	9		45	Yes	3	60	Yes	2	2	40	Yes			0	No
17	ES 2021-18	Salunkhe Ujwala Hanumanat	12		60	Yes	3	60	Yes	2	2	40	Yes			0	No
18	ES 2021-19	Shelkar Pratiksha Sanjay	14		70	Yes	2	40	Yes	2	2	40	Yes			0	No
19	ES 2021-20	Shelke Pratiksha Digambar	13		65	Yes	3	60	Yes	3	3	60	Yes			0	No
20	ES 2021-21	Thorat Dipati Subhash	15		75	Yes	4	80	Yes	2	2	40	Yes			0	No
21	ES 2021-22	Waske Mahendra Kishor	15		75	Yes	2	40	Yes	1	1	20	No			0	No
22	ES 2021-23	Disale Rohan Ramesh	9		45	Yes	3	60	Yes	3	3	60	Yes			0	No
23	ES 2021-24	Yadav Vaibhav Chandrakant	12		60	Yes	4	80	Yes	3	3	60	Yes			0	No
					0	No		0	No			0	No			0	No
			Average:	12.17	58	95.83	3.13	60	95.83	2.39	46	87.50	#DIV/0!	0	0.00	Principal	

HNH

Head of the Department



Principal
Vasantdada Sugar Institute
Manjari (Bk.), Tal. Haveli,
Dist. Pune - 412 307

 VASANTDADA SUGAR INSTITUTE, PUNE		ATTAINMENT OF COURSE OUTCOMES	
Msc . Env		CLASS: First Year	COURSE CODE: EVSUT 112
ACADEMIC YEAR: 2021-22		COURSE: ENVIRONMENTAL PHYSICS & CHEMISTRY	
TERM: I		COURSE TEACHER: Dr. HN Hingane	

Sr. No.	PO / PSO Having Less Attainment	CO Mapped with the PO/PSO in case less Attainment	Action Taken	Justification for Action	Plan for Next Academic Year
1		CO4 Target not achieved	More focus will be given on concepts of effectiveness factor	Numericals based on concepts of effectiveness factor	More numericals will be solved
2		CO5 target not achieved	Concept of M.B for extraction to be addressed in detail	Not able to understand multicomponent extraction operation at third Year level	Elaborate with industrial problems
3					
4					
5					
6					

FHM
Course Teacher

Head of the Department



 VASANTDADA SUGAR INSTITUTE, PUNE		Performance Indicator			
		PROGRAM:	M.Sc. Env Sci		
ACADEMIC YEAR:	2022-23	COURSE CODE :	EVSUT 113		
TERM/SEM:	I	COURSE:	RTH, OCEAN & ATMOSPHERIC SCIENC		
CLASS:	First year	COURSE TEACHER:	Dr. A B Deshmans (Vink Pali)		
PO		CO1	CO2	CO3	CO4
PO1: Knowledge		y	y	y	y
PO to CO Mapping for PO 1		3	3	3	3
PO2: Problem Analyses		y	y	y	y
PO to CO Mapping for PO 2		1	2	2	1
PO3: Designing Solutions		y			y
PO to CO Mapping for PO 3		1	--	--	1
PO4: Modern tool usage			y		y
PO to CO Mapping for PO 4		--	2	--	1
PO5: Communication Development		y	y	y	y
PO to CO Mapping for PO 5		2	2	2	2
PO6: Employability		y	y	y	y
PO to CO Mapping for PO 6		2	2	2	2
PO7: Ethics		y	y	y	y
PO to CO Mapping for PO 7		1	1	1	1
PO8: Environment and Sustainability		y			
PO to CO Mapping for PO 8		2	--	--	--
PO9: Science and Society		y	y	y	y
PO to CO Mapping for PO 9		1	1	1	1
PO10: Life-long learning		y	y	y	y
PO to CO Mapping for PO 10		1	1	1	1
 Course Teacher		 Head of the Department		 Principal	



Principal
Vasantdada Sugar Institute
 Manjari (Bk.), Tal. Haveli,
 Dist. Pune - 412 307



VASANTDADA SUGAR INSTITUTE, PUNE

ASSESSMENT AND EVALUATION OF PROGRAM OUTCOMES

ACADEMIC YEAR:	2021-22	COURSE CODE:	Env Sci	MAPPING CORELATION	
TERM/SEM:	I	COURSE:	EARTH, OCEAN & ATMOSPHERIC SCI	HIGH	3
COURSE TEACHER:	Dr. VP Patil	CLASS:	First year	MEDIUM	2
				LOW	1

COURSE ARTICULATION MATRIX

CO	PROGRAM OUTCOMES									
	PO1	PO2	PO3	PO4	PO5	PO6	PO7	PO8	PO9	PO10
CO1	3	1	1		2	2	1	2	1	1
CO2	3	2		2	2	2	1		1	1
CO3	3	2			2	2	1		1	1
CO4	3	1	1	1	2	2	1		1	1
AVERAGE	3.0	2	1	2	2	2	1	2	1	1

Course Outcome - Program Outcome Acquisition Matrix

CO	PROGRAM OUTCOMES									
	PO1	PO2	PO3	PO4	PO5	PO6	PO7	PO8	PO9	PO10
CH323	3.0	2	1	2	2	2	1	2	1	1

Course Outcome - Attainment

Course Outcomes	Blooms Level	Assessed Through				Class Average Target	Attainment of CO Through			Average Achieved	Percentage of CO Attainment
		ETE	IA	PR	ETE		CIA	PR			
CO1	K_3	Yes		Yes		40	67.50		37.08	52.29	100.00
CO2	K_2	Yes		Yes		40	67.50		56.67	62.08	100.00
CO3	K_1	Yes		Yes		40	67.50		37.08	52.29	100.00
CO4	K_2	Yes		Yes		40	67.50		37.08	52.29	100.00

Program Outcome Attainment

Course Outcomes	PO's									
	PO1	PO2	PO3	PO4	PO5	PO6	PO7	PO8	PO9	PO10
CO1	3	1	1		2	2	1	2	1	1
CO2	3	2		2	2	2	1		1	1
CO3	3	2			2	2	1		1	1
CO4	3	1	1	1	2	2	1		1	1
AVERAGE	3.00	1.50	1.00	1.50	2.00	2.00	1.00	2.00	1.00	1.00

Course Outcome - Program Outcome Attainment Matrix

CO	PO's									
	PO1	PO2	PO3	PO4	PO5	PO6	PO7	PO8	PO9	PO10
Course Code: WT.2.5	3.00	1.50	1.00	1.50	2.00	2.00	1.00	2.00	1.00	1.00
Target for PO	3.0	2	1	2	2	2	1	2	1	1
Achieved PO	3.00	1.50	1.00	1.50	2.00	2.00	1.00	2.00	1.00	1.00
% Achievement of PO	100.0	75.0	100.0	75.0	100.0	100.0	100.0	100.0	100.0	100.0
Attainment Level of PO	3	3	3	3	3	3	3	3	3	3

Course Teacher

Head of the Department

Principal



Principal
Vasantdada Sugar Institute
Manjari (Bk.), Tal. Haveli,
Dist. Pune - 412 307



VASANTDADA SUGAR INSTITUTE, PUNE

ATTAINMENT OF COURSE OUTCOMES

MSc Env Sci

ACADEMIC YEAR: 2021-22

SEM: I

CLASS: First Year

COURSE: EARTH, OCEAN & ATMOSPHERIC SCIENCES

COURSE CODE

COURSE TEACHER: Dr. VP Patil

ATTAINMENT LEVEL

1	2	3
40	60	80

Sr. NO.	CO	COURSE OUTCOMES	TARGET FOR COs %	EXTERNAL THEORY EXAM TARGETS ACHIEVED (%) A	CIA TARGETS ACHIEVED (%) B	Average Achievement (%)	ATTAINMENT LEVEL	RESULT
1	CO1	Study of Earth Origin, structure , Dynamics & its composition.	40	100.00	54.17	77.08	2	Yes
2	CO2	Surface Processes & Landforms	40	100.00	87.50	93.75	3	Yes
3	CO3	Ocean and drainage , Atmosphere, Hydrogeology , Earth resources	40	100.00	75.00	87.50	3	Yes
		Average	40	100.00	72.22	86.11	3	Yes

[Signature]

Course Teacher

[Signature]

Head of the Department

[Signature]

Principal



Principal
Vasantdada Sugar Institute
 Manjari (Bk.), Tel. Haveli,
 Dist. Pune - 412 307



VASANTDADA SUGAR
INSTITUTE, PUNE

RECORD OF EXTERNAL THEORY EXAM MARKS

		PROGRAM		M.Sc. Env Sci											
		COURSE		EARTH, OCEAN & ATMOSPHERIC SCIENCES											
		COURSE CODE		EVSUT 113											
		COURSE TEACHER		Dr. VP Patil											
		ACADEMIC YEAR		2021-2022											
		TERM		I											
		CLASS		First Year											
Sr. NO.	Roll No	Name	CO1		CO2		CO3		CO4		Total Marks				
			Max Marks	%	Y/N	Max Marks	%	Y/N	Max Marks	%	Y/N	Max Marks	%	Y/N	
1	ES 2021-01	Bhosale Nishita Bhagywant										53	76	Y	
2	ES 2021-02	Borse Priyanka Govind										35	50	Y	
3	ES 2021-03	Chikane Rohit Sanjay										42	60	Y	
4	ES 2021-04	Choudhari Akash Rameshwar										46	66	Y	
5	ES 2021-05	Deokate Shreyash Tukaram										49	70	Y	
6	ES 2021-06	Gaikwad Somesh Ramesh										60	86	Y	
7	ES 2021-07	Garud Siddhi Sanjay										45	64	Y	
8	ES 2021-08	Jadhav Suraj Uttam										43	61	Y	
9	ES 2021-09	Jadhav Varsha Mahadev										56	80	Y	
10	ES 2021-10	Jagtap Bhagwan Gorakshanath										38	54	Y	
11	ES 2021-11	Jambhale Madhu Sunil										46	66	Y	
12	ES 2021-12	Kaakade Shivraj Satish										55	79	Y	
13	ES 2021-13	Madake Bhushan Laburto										53	76	Y	
14	ES 2021-14	Mishra Abhijit Lakshminarayan										46	66	Y	
15	ES 2021-16	Patil Amisha Atmaram										52	74	Y	
16	ES 2021-17	Patil Rajvardhan Dilip										55	79	Y	
17	ES 2021-18	Salunkhe Ujwala Harmanat										53	76	Y	
18	ES 2021-19	Shekhar Pratiksha Sanjay										50	71	Y	
19	ES 2021-20	Shelke Pratiksha Digambar										53	76	Y	
20	ES 2021-21	Thorat Dipali Subhash										59	84	Y	
21	ES 2021-22	Waske Mahendra Kishor										49	70	Y	
22	ES 2021-23	Disale Rohan Ramesh										50	71	Y	
23	ES 2021-24	Yadav Vaibhav Chandrakant										46	66	Y	
24													0	0	Y
		Average:										49.3	68		100.00



J. Desai
Head of the Department


Sampad
Principal


Course Teacher

RECORD OF CONTINUOUS INTERNAL ASSESSMENT MARKS

VASANTDADA SUGAR INSTITUTE, PUNE	PROGRAM	M.Sc. Environmental Sciences
ACADEMIC YEAR	COURSE	EARTH, OCEAN & ATMOSPHERIC SCIENCES
Sem	COURSE CODE	EVSUT 113
CLASS	COURSE TEACHER	Dr. VP Pafli

Sr. NO.	Roll No.	Name	ACTIVITY 1 (Written test dated 22 Nov 2022)			ACTIVITY 2 (Presentation dated 9 June 2023)			ACTIVITY 3 (Field work dated 9 June 2023)			ACTIVITY 4 (Oral dated 9 June 2023)				
			Max Marks	20	%	Y/N	Max Marks	5	%	Y/N	Max Marks	5	%	Y/N	Max Marks	15
1	ES 2021-01	Bhosale Nishita Bhagyawant	15		75	Yes	3	60	Yes	2	40	Yes			0	No
2	ES 2021-02	Borse Priyanka Govind	4		20	No	2	40	Yes	2	40	Yes			0	No
3	ES 2021-03	Chikane Rohit Sanjay	2		10	No	1	20	No	2	40	Yes			0	No
4	ES 2021-04	Choudhari Akash Rameshwar	3		15	No	3	60	Yes	3	60	Yes			0	No
5	ES 2021-05	Deokate Shreyash Tukaram	9		45	Yes	3	60	Yes	1	20	No			0	No
6	ES 2021-06	Gaikwad Somesh Ramesh	12		60	Yes	1	20	No	1	20	No			0	No
7	ES 2021-07	Garud Siddhi Sanjay	10		50	Yes	2	40	Yes	3	60	Yes			0	No
8	ES 2021-08	Jadhav Suraj Uttam	8		40	Yes	3	60	Yes	2	40	Yes			0	No
9	ES 2021-09	Jadhav Varsha Mahadev	7		35	No	4	80	Yes	3	60	Yes			0	No
10	ES 2021-10	Jagtap Bhagwan Gorakshanath	3		15	No	2	40	Yes	2	40	Yes			0	No
11	ES 2021-11	Jambhale Madhu Sunil	4		20	No	5	100	Yes	3	60	Yes			0	No
12	ES 2021-12	Kalkade Shivraj Satish	6		30	No	4	80	Yes	3	60	Yes			0	No
13	ES 2021-13	Maddake Bhushan Labhuroo	5		25	No	5	100	Yes	2	40	Yes			0	No
14	ES 2021-14	Mishra Abhijit Lakshminarayan	10		50	Yes	2	40	Yes	2	40	Yes			0	No
15	ES 2021-16	Patil Anusha Anuram	15		75	Yes	4	80	Yes	3	60	Yes			0	No
16	ES 2021-17	Patil Rajavardhan Dilip	5		25	No	2	40	Yes	3	60	Yes			0	No
17	ES 2021-18	Satumikhe Ujwala Hanumanat	9		45	Yes	2	40	Yes	1	20	No			0	No
18	ES 2021-19	Shekhar Pratiksha Sanjay	10		50	Yes	5	100	Yes	3	60	Yes			0	No
19	ES 2021-20	Shelke Pratiksha Digambar	10		50	Yes	5	100	Yes	5	100	Yes			0	No
20	ES 2021-21	Thorat Dipali Subhash	10		50	Yes	2	40	Yes	2	40	Yes			0	No
21	ES 2021-22	Waske Mahendra Kishor	9		45	Yes	2	40	Yes	1	20	No			0	No
22	ES 2021-23	Disale Rohan Ramesh	3		15	No	2	40	Yes	1	20	No			0	No
23	ES 2021-24	Yadav Vaibhav Chandrakant	9		45	Yes	4	80	Yes	2	40	Yes			0	No
Average:			7:74		37	54.17	2.96	57	87.50	2.26	#DIV/0!	0	0.00			


 Head of the Department


 Course Teacher



Principal
Vasantdada Sugar Institute
 Manjari (Bk.), Tal. Haveli,
 Dist. Pune - 412 307

 VASANTDADA SUGAR INSTITUTE, PUNE		Performance Indicator			
		PROGRAM:	M.Sc. Env Sci		
ACADEMIC YEAR:	2021-22	COURSE CODE:	EVSUT 114		
TERM/SEM:	I	COURSE:	ENVIRONMENTAL STATISTICS		
CLASS:	Second Year First year	COURSE TEACHER:	Mr. MR. Shinde		
PO		CO1	CO2	CO3	CO4
PO1: Knowledge		y	y	y	y
PO to CO Mapping for PO 1		3	3	3	3
PO2: Problem Analyses		y	y	y	y
PO to CO Mapping for PO 2		1	2	2	1
PO3: Designing Solutions		y			y
PO to CO Mapping for PO 3		1	--	--	1
PO4: Modern tool usage			y		y
PO to CO Mapping for PO 4		--	2	--	1
PO5: Communication Development		y	y	y	y
PO to CO Mapping for PO 5		2	2	2	2
PO6: Employability		y	y	y	y
PO to CO Mapping for PO 6		2	2	2	2
PO7: Ethics		y	y	y	y
PO to CO Mapping for PO 7		1	1	1	1
PO8: Environment and Sustainability		y			
PO to CO Mapping for PO 8		2	--	--	--
PO9: Science and Society		y	y	y	y
PO to CO Mapping for PO 9		1	1	1	1
PO10: Life-long learning		y	y	y	y
PO to CO Mapping for PO 10		1	1	1	1
Course Teacher		Head of the Department		Principal	



Principal
Vasantdada Sugar Institute
 Manjari (Bk.), Tal. Haveli,
 Dist. Pune - 412 307



VASANTDADA
SUGAR INSTITUTE,
PUNE

**ASSESSMENT AND EVALUATION OF
PROGRAM OUTCOMES**

ACADEMIC YEAR:	2021-22	COURSE CODE:	Env Sci	MAPPING CORELATION	
TERM/SEM:	I	COURSE:	ENVIRONMENTAL STATISTICS	HIGH	3
COURSE TEACHER:	Mr. MR. Shinde	CLASS:	First Year	MEDIUM	2
				LOW	1

COURSE ARTICULATION MATRIX

CO	PROGRAM OUTCOMES									
	PO1	PO2	PO3	PO4	PO5	PO6	PO7	PO8	PO9	PO10
CO1	3	1	1		2	2	1	2	1	1
CO2	3	2		2	2	2	1		1	1
CO3	3	2			2	2	1		1	1
CO4	3	1	1	1	2	2	1		1	1
AVERAGE	3.0	2	1	2	2	2	1	2	1	1

Course Outcome - Program Outcome Acquisition Matrix

CO	PROGRAM OUTCOMES									
	PO1	PO2	PO3	PO4	PO5	PO6	PO7	PO8	PO9	PO10
CH323	3.0	2	1	2	2	2	1	2	1	1

Course Outcome - Attainment

Course Outcomes	Blooms Level	Assesed Through			Class Average Target	Attainment of CO Through			Average Achieved	Percentage of CO Attainment
		ETE	IA	PR		ETE	CIA	PR		
CO1	K_3	Yes	Yes		40	73.39	52.71	63.05	100.00	
CO2	K_2	Yes	Yes		40	73.39	75.83	74.61	100.00	
CO3	K_1	Yes	Yes		40	73.39	52.71	63.05	100.00	
CO4	K_2	Yes	Yes		40	73.39	52.71	63.05	100.00	

Program Outcome Attainment

Course Outcomes	PO's									
	PO1	PO2	PO3	PO4	PO5	PO6	PO7	PO8	PO9	PO10
CO1	3	1	1		2	2	1	2	1	1
CO2	3	2		2	2	2	1		1	1
CO3	3	2			2	2	1		1	1
CO4	3	1	1	1	2	2	1		1	1
AVERAGE	3.00	1.50	1.00	1.50	2.00	2.00	1.00	2.00	1.00	1.00

Course Outcome - Program Outcome Attainment Matrix

CO	PO's									
	PO1	PO2	PO3	PO4	PO5	PO6	PO7	PO8	PO9	PO10
Course Code: WT 2.5	3.00	1.50	1.00	1.50	2.00	2.00	1.00	2.00	1.00	1.00
Target for PO	3.0	2	1	2	2	2	1	2	1	1
Achieved PO	3.00	1.50	1.00	1.50	2.00	2.00	1.00	2.00	1.00	1.00
% Achlievment of PO	100.0	75.0	100.0	75.0	100.0	100.0	100.0	100.0	100.0	100.0
Attainment Level of PO	3	3	3	3	3	3	3	3	3	3
Course Teacher										



Principal
Vasantdada Sugar Institute
Manjari (Bk.), Tal. Haveli,
Dist. Pune - 412 307



VASANTDADA SUGAR INSTITUTE, PUNE

ATTAINMENT OF COURSE OUTCOMES

MSc Env Sci

ACADEMIC YEAR: 2021-22

SEM: I

CLASS: First Year

COURSE ENVIRONMENTAL STATISTICS

COURSE CODE EVSUT 114

COURSE TEACHER: Mr. MR. Shinde

ATTAINMENT LEVEL

1

2

3

40

60

80

Sr. NO.	CO	COURSE OUTCOMES	TARGET FOR COs %	EXTERNAL THEORY EXAM TARGETS ACHIEVED (%) A	CIA TARGETS ACHIEVED (%) B	Average Achievement (%)	ATTAINMENT LEVEL	RESULT
1	CO1	Nature of Environmental Data analysis and survey based experimental data	40	100.00	87.50	93.75	3	Yes
2	CO2	Univariate data- Frequency distribution and their properties	40	100.00	95.83	97.92	3	Yes
3	CO3	Test of significance, statistical module	40	100.00	95.83	97.92	3	Yes
		Average	40	100.00	93.06	96.53	3	Yes

Course Teacher

Head of the Department

Principal



Principal
Vasantdada Sugar Institute
 Manjari (Bk.), Tal. Haveli,
 Dist. Pune - 412 307



VASANTDADA SUGAR
INSTITUTE, PUNE

RECORD OF EXTERNAL THEORY EXAM MARKS

		PROGRAM	M.Sc. Env Sci											
		COURSE	ENVIRONMENTAL STATISTICS											
		COURSE CODE	EVSUT 114											
		COURSE TEACHER	Mr. MR. Shinde											
		ACADEMIC YEAR	2021-2022											
		TERM	I											
		CLASS	First Year											
Sr. NO.	Roll No	Name	CO1		CO2		CO3		CO4		Total Marks			
			Max Marks	%	Y/N	Max Marks	%	Y/N	Max Marks	%	Y/N	Max Marks	%	Y/N
1	ES 2021-01	Bhosale Nishita Bhagyvant									64	91	Y	
2	ES 2021-02	Borse Priyanka Govind									52	74	Y	
3	ES 2021-03	Chikane Rohit Sanjay									45	64	Y	
4	ES 2021-04	Choudhari Akash Rameshwar									60	86	Y	
5	ES 2021-05	Deokate Shreyash Tukaram									57	81	Y	
6	ES 2021-06	Gaikwad Suresh Ramesh									59	84	Y	
7	ES 2021-07	Garud Siddhi Sanjay									56	80	Y	
8	ES 2021-08	Jadhav Surej Uttam									49	70	Y	
9	ES 2021-09	Jadhav Varsha Mahadev									62	89	Y	
10	ES 2021-10	Jagtap Bhagwan Gorakshanath									42	60	Y	
11	ES 2021-11	Jambhale Madhu Sumil									56	80	Y	
12	ES 2021-12	Kakade Shivraj Satish									57	81	Y	
13	ES 2021-13	Madake Bhushan Laburao									56	80	Y	
14	ES 2021-14	Mishra Abhijit Lakshminarayan									48	69	Y	
15	ES 2021-16	Patil Anisha Anuram									52	74	Y	
16	ES 2021-17	Patil Rajvardhan Diip									48	69	Y	
17	ES 2021-18	Salunkhe Ujwala Haanant									50	71	Y	
18	ES 2021-19	Shekhar Pratiksha Sanjay									55	79	Y	
19	ES 2021-20	Shekar Pratiksha Digambar									62	89	Y	
20	ES 2021-21	Thorat Dipali Subhash									57	81	Y	
21	ES 2021-22	Waske Mahendra Kishor									52	74	Y	
22	ES 2021-23	Disale Rohan Ramesh									46	66	Y	
23	ES 2021-24	Yadav Vaibhav Chandrakant									48	69	Y	
24												0	0	Y
		Average:									53.6	73	100.00	



Principal
Principal

J. Desai

Head of the Department

Course Teacher


RECORD OF CONTINUOUS INTERNAL ASSESSMENT MARKS


VASANTDADA SUGAR INSTITUTE, PUNE




ACADEMIC YEAR	2021-2022	PROGRAM	M.Sc. Environmental Sciences
Sem	I	COURSE	ENVIRONMENTAL STATISTICS
CLASS	First Year	COURSE CODE	EVSUT 114
		COURSE TEACHER	Mr. MR. SHINDE

Sr. NO.	Roll No.	Name	ACTIVITY 1 (Written test dated 22 Nov 2022)			ACTIVITY 2 (Presentation dated 9 June 2023)			ACTIVITY 3 (Field work dated 9 June 2023)			ACTIVITY 4 (Oral dated 9 June 2023)				
			Max Marks	20	%	Y/N	Max Marks	5	%	Y/N	Max Marks	5	%	Y/N	Max Marks	15
1	ES 2021-01	Bhosale Nishita Bhagyawant	11		55	Yes	3	60	Yes	3	60	Yes			0	No
2	ES 2021-02	Borse Priyanka Govind	4		20	No	4	80	Yes	2	40	Yes			0	No
3	ES 2021-03	Chikane Rohit Sanjay	8		40	Yes	4	80	Yes	3	60	Yes			0	No
4	ES 2021-04	Choudhari Akash Rameshwar	11		55	Yes	5	100	Yes	2	40	Yes			0	No
5	ES 2021-05	Deokate Shreyash Tukaram	12		60	Yes	4	80	Yes	3	60	Yes			0	No
6	ES 2021-06	Gaikwad Somesh Ramesh	7		35	No	4	80	Yes	4	80	Yes			0	No
7	ES 2021-07	Ganud Siddhi Sanjay	12		60	Yes	4	80	Yes	2	40	Yes			0	No
8	ES 2021-08	Jadhav Suraj Uttam	10		50	Yes	4	80	Yes	3	60	Yes			0	No
9	ES 2021-09	Jadhav Varsha Mahadev	10		50	Yes	3	60	Yes	2	40	Yes			0	No
10	ES 2021-10	Jagtap Bhagwan Gorakshamath	15		75	Yes	4	80	Yes	3	60	Yes			0	No
11	ES 2021-11	Jambhale Madhu Sunil	12		60	Yes	4	80	Yes	3	60	Yes			0	No
12	ES 2021-12	Kakade Shivraj Satish	15		75	Yes	4	80	Yes	3	60	Yes			0	No
13	ES 2021-13	Madake Bhushan Lahurao	10		50	Yes	4	80	Yes	2	40	Yes			0	No
14	ES 2021-14	Mishra Abhijit Lakshminarayan	12		60	Yes	4	80	Yes	2	40	Yes			0	No
15	ES 2021-16	Patil Anisha Atmaram	8		40	Yes	3	60	Yes	2	40	Yes			0	No
16	ES 2021-17	Patil Rajvardhan Dilip	15		75	Yes	5	100	Yes	2	40	Yes			0	No
17	ES 2021-18	Satunkhe Ujwala Hanumanat	12		60	Yes	3	60	Yes	2	40	Yes			0	No
18	ES 2021-19	Shekhar Pratiksha Sanjay	10		50	Yes	3	60	Yes	2	40	Yes			0	No
19	ES 2021-20	Shekhar Pratiksha Digambar	15		75	Yes	5	100	Yes	2	40	Yes			0	No
20	ES 2021-21	Thorat Dipali Subhash	9		45	Yes	4	80	Yes	3	60	Yes			0	No
21	ES 2021-22	Waske Mahendra Kishor	13		65	Yes	4	80	Yes	4	80	Yes			0	No
22	ES 2021-23	Disale Rohan Ramesh	12		60	Yes	4	80	Yes	2	40	Yes			0	No
23	ES 2021-24	Yadav Vaibhav Chandrakant	10		50	Yes	5	100	Yes	5	100	Yes			0	No
			11.00		53	87.50	3.96	76	95.83	2.74	95.83	#DIV/0!	0	0.00		
Average:																


 Head of the Department
 fub


 Course Teacher




 Principal
Vasantdada Sugar Institute
 Manjari (Bk.), Tal. Maveli,
 Dist. Pune - 412 307